



SURAKSHA AUR BHAROSA DONO

SBI GENERAL'S AROGYA TOP-UP POLICY

Enhance your Health Insurance Cover



SBI General's Arogya Top-Up Policy

You have a health insurance, and you are secure in the knowledge that all your medical expenses will be covered by it. But in these days of rising medical costs and increasing incidence of lifestyle diseases, medical costs can often exceed the insurance coverage you have. What do you do then? Pay the extra from your own pocket?

SBI General's **Arogya Top Up Policy**! To help you get enhanced protection at a low premium so you can meet rising medical costs without burning a hole in your pocket.

Who Can Buy This Policy?

Any Individual can take this Policy for himself and/or his family.

"Family" means self, spouse, dependent children, parents and parents-in-law.

What Are the Key Benefits of SBI General's Arogya Top-Up Policy?



No pre-policy medical test up to the age of 55 years for people with no medical history



Coverage of 60 days Pre and 90 days Post Hospitalisation Expenses



141 Day Care expenses covered



Wide coverage – From ₹ 1,00,000/- to ₹ 50,00,000/- with deductible option of ₹ 1,00,000/- to ₹ 10,00,000/- (in multiples of 1 Lakh)



Maternity Expenses covered after first 9 months



Premium exempt from Income Tax under Sec 80 D of Income Tax Act



Covers organ donor expenses



Option for Reinstatement of Sum Insured



Ambulance expenses upto ₹ 5000/- per event



Alternative treatment under AYUSH covered

60/90 Days Pre And Post-Hospitalisation Covered

What Does The Policy Cover?



Eligible hospitalisation expenses:

- ▶ Room rent, boarding expenses, Medical Practitioners' fees (Including Teleconsultation).
- ▶ Medical practitioners' fees.
- ▶ Intensive care unit.
- ▶ Nursing expenses.
- ▶ Anesthesia, blood, oxygen, operation theatre expenses, surgical appliances, medicines & consumables, diagnostic expenses and x-ray, dialysis, chemotherapy, radiotherapy, cost of pacemaker, prosthesis/internal implants and any medical expenses incurred which is integral part of the operation.
- ▶ Physiotherapy as inpatient care and being part of the treatment.
- ▶ Drugs, medicines and consumables consumed during hospitalisation period.



Pre-hospitalisation expenses coverage - 60 days prior to date of admission in hospital or in case of domiciliary hospitalisation.



Post-hospitalisation - 90 days after date of discharge from the hospital, or in case of domiciliary hospitalisation.



141 Day Care surgeries and procedures requiring less than 24 hours of hospitalisation.



Ambulance expenses up to ₹ 5000 per valid hospitalisation claim event.



Ayurvedic, Homeopathy, Siddha and Unani treatment in an institute recognised by government and/or accredited by authorities.



Reasonable and customary charges towards domiciliary hospitalisation.








Maternity expenses after first 9 months.

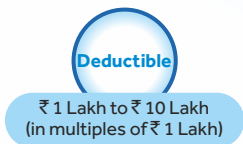


Organ donor: Medical expenses for an organ donor's treatment for harvesting of organ donated including pre and post hospitalisation as stated in scope of cover.

Coverage From ₹ 1,00,000 To ₹ 50,00,000

| | |
|--|---|
|  | HIV/AIDS Cover up to the limit ₹ 1,00,000 except for the conditions which are permanently excluded. |
|  | Mental Illness Cover upto the limit ₹1,00,000. |
|  | Genetic Disorders Covered up to ₹1,00,000. |
|  | Internal Congenital Diseases Covered upto 10% of SI. |
|  | 12 Advanced treatments procedures covered upto 50% of SI. |

What Is The Minimum & Maximum Coverage Possible Under This Policy?



What Is The Minimum & Maximum Entry Age Limit?



Age limit Extended up to 70 years with minimum deductible of ₹5 lakh

What Are The Tenure Plan Options Available Under This Policy?

Tenure options- 1 year / 2 years / 3 years

What Is The Renewal Policy?

- ▶ This Policy may be renewed by mutual consent every year.
- ▶ If renewed, the renewal premium must be paid to the Insurer on or before the expiry date or renewal date.
- ▶ Lifelong Renewability (subject to terms and conditions).
- ▶ A Grace Period of 30 days is allowed for renewal of the policy. This will be counted from the day immediately following the premium due date.
- ▶ During the Grace Period a payment can be made to renew/continue the Policy without losing any benefit.
- ▶ Continuity of coverage will be given only if premium is received on time. Coverage is not available for the period for which no premium is received.

Fast, Fair & Transparent Claim Process

What are the Waiting Periods?

| | |
|----------------------------|-------------------------------|
| Pre-existing Diseases | 48 Months |
| First Thirty-days period | 30 Days, except for Accidents |
| Certain Specific Illnesses | 12 Months and 90 Days |
| Maternity Waiting Period | 9 Months |

What Is Not Covered In The Policy?

- ▶ Treatment taken outside India.
- ▶ Injury or disease directly or indirectly caused by or contributed to by nuclear weapons/materials
- ▶ Admission primarily for investigation & evaluation
- ▶ Admission primarily for rest cure, rehabilitation and respite care
- ▶ Expenses related to the surgical treatment of obesity that do not fulfill certain conditions
- ▶ Change-of-Gender treatments
- ▶ Expenses for cosmetic or plastic surgery
- ▶ Expenses related to any treatment necessitated due to participation in hazardous or adventure sports
- ▶ Refractive Error
- ▶ Breach of Law
- ▶ Sterility and Infertility
- ▶ Unproven Treatments
- ▶ War and war-like situations

Note: The above exclusions are only indicative in nature. For complete details please read the policy wordings on our website (www.sbigeneral.in)

What Is The Claim Procedure?

Our dedicated and experienced claims team aim to deliver you superlative customer service with a fast, fair, convenient and transparent claims process so your claim is settled without any hassle.

Our Claims Team Will:



Provide assistance in emergency situations



Keep you informed of the progress of your claim

How Do You Make A Claim?

In case of an accident or illness that requires hospitalization or daycare, please notify us or our TPA, by phone or email.

Premium Chart for Individual (Exclusive of GST)

| Age | Deductible/Sum Insured (₹) | 1,00,000 | 2,00,000 | 3,00,000 | 4,00,000 | 5,00,000 | 6,00,000 | 7,00,000 | 8,00,000 | 9,00,000 | 10,00,000 |
|---------|----------------------------|----------|----------|----------|----------|----------|----------|----------|----------|----------|-----------|
| 3M-18Y | 1,00,000 | 999 | 1,496 | 1,787 | 1,975 | 2,109 | 2,206 | 2,279 | 2,336 | 2,382 | 2,418 |
| 3M-18Y | 2,00,000 | 497 | 788 | 976 | 1,110 | 1,208 | 1,281 | 1,337 | 1,383 | 1,420 | 1,449 |
| 3M-18Y | 3,00,000 | 291 | 479 | 613 | 710 | 783 | 840 | 886 | 922 | 951 | 975 |
| 3M-18Y | 4,00,000 | 200 | 322 | 419 | 492 | 549 | 595 | 631 | 660 | 684 | 704 |
| 3M-18Y | 5,00,000 | 200 | 231 | 304 | 361 | 407 | 443 | 472 | 496 | 516 | 533 |
| 3M-18Y | 6,00,000 | 200 | 200 | 200 | 220 | 247 | 272 | 297 | 315 | 329 | 342 |
| 3M-18Y | 7,00,000 | 200 | 200 | 200 | 200 | 200 | 200 | 201 | 214 | 225 | 235 |
| 3M-18Y | 8,00,000 | 200 | 200 | 200 | 200 | 200 | 200 | 200 | 200 | 200 | 200 |
| 3M-18Y | 9,00,000 | 200 | 200 | 200 | 200 | 200 | 200 | 200 | 200 | 200 | 200 |
| 3M-18Y | 10,00,000 | 200 | 200 | 200 | 200 | 200 | 200 | 200 | 200 | 200 | 200 |
| Age | Deductible/Sum Insured (₹) | 1,00,000 | 2,00,000 | 3,00,000 | 4,00,000 | 5,00,000 | 6,00,000 | 7,00,000 | 8,00,000 | 9,00,000 | 10,00,000 |
| 19Y-35Y | 1,00,000 | 1,242 | 1,861 | 2,223 | 2,457 | 2,624 | 2,745 | 2,836 | 2,907 | 2,963 | 3,009 |
| 19Y-35Y | 2,00,000 | 619 | 981 | 1,215 | 1,381 | 1,503 | 1,593 | 1,664 | 1,721 | 1,766 | 1,802 |
| 19Y-35Y | 3,00,000 | 362 | 596 | 763 | 884 | 975 | 1,045 | 1,102 | 1,148 | 1,184 | 1,213 |
| 19Y-35Y | 4,00,000 | 234 | 401 | 522 | 613 | 683 | 740 | 786 | 822 | 851 | 876 |
| 19Y-35Y | 5,00,000 | 200 | 288 | 379 | 449 | 506 | 552 | 588 | 617 | 642 | 663 |
| 19Y-35Y | 6,00,000 | 200 | 200 | 222 | 274 | 307 | 339 | 370 | 391 | 409 | 425 |
| 19Y-35Y | 7,00,000 | 200 | 200 | 200 | 200 | 204 | 227 | 250 | 267 | 280 | 292 |
| 19Y-35Y | 8,00,000 | 200 | 200 | 200 | 200 | 200 | 200 | 200 | 200 | 200 | 201 |
| 19Y-35Y | 9,00,000 | 200 | 200 | 200 | 200 | 200 | 200 | 200 | 200 | 200 | 200 |
| 19Y-35Y | 10,00,000 | 200 | 200 | 200 | 200 | 200 | 200 | 200 | 200 | 200 | 200 |

| Age | Deductible/Sum Insured (₹) | 1,00,000 | 2,00,000 | 3,00,000 | 4,00,000 | 5,00,000 | 6,00,000 | 7,00,000 | 8,00,000 | 9,00,000 | 10,00,000 |
|---------|----------------------------|----------|----------|----------|----------|----------|----------|----------|----------|----------|-----------|
| 36Y-40Y | 1,00,000 | 1,533 | 2,297 | 2,744 | 3,032 | 3,238 | 3,388 | 3,500 | 3,587 | 3,657 | 3,713 |
| 36Y-40Y | 2,00,000 | 764 | 1,210 | 1,499 | 1,705 | 1,854 | 1,967 | 2,054 | 2,124 | 2,180 | 2,224 |
| 36Y-40Y | 3,00,000 | 447 | 736 | 941 | 1,091 | 1,203 | 1,290 | 1,360 | 1,416 | 1,461 | 1,497 |
| 36Y-40Y | 4,00,000 | 289 | 494 | 644 | 756 | 843 | 913 | 970 | 1,014 | 1,050 | 1,081 |
| 36Y-40Y | 5,00,000 | 206 | 355 | 467 | 555 | 625 | 681 | 725 | 761 | 792 | 818 |
| 36Y-40Y | 6,00,000 | 200 | 207 | 274 | 338 | 379 | 418 | 456 | 483 | 505 | 525 |
| 36Y-40Y | 7,00,000 | 200 | 200 | 200 | 222 | 252 | 280 | 309 | 329 | 346 | 361 |
| 36Y-40Y | 8,00,000 | 200 | 200 | 200 | 200 | 200 | 200 | 209 | 224 | 237 | 248 |
| 36Y-40Y | 9,00,000 | 200 | 200 | 200 | 200 | 200 | 200 | 200 | 200 | 200 | 200 |
| 36Y-40Y | 10,00,000 | 200 | 200 | 200 | 200 | 200 | 200 | 200 | 200 | 200 | 200 |
| Age | Deductible/Sum Insured (₹) | 1,00,000 | 2,00,000 | 3,00,000 | 4,00,000 | 5,00,000 | 6,00,000 | 7,00,000 | 8,00,000 | 9,00,000 | 10,00,000 |
| 41Y-45Y | 1,00,000 | 1,781 | 2,668 | 3,187 | 3,522 | 3,761 | 3,935 | 4,065 | 4,167 | 4,248 | 4,313 |
| 41Y-45Y | 2,00,000 | 887 | 1,406 | 1,741 | 1,980 | 2,154 | 2,284 | 2,386 | 2,467 | 2,532 | 2,584 |
| 41Y-45Y | 3,00,000 | 519 | 854 | 1,093 | 1,267 | 1,397 | 1,499 | 1,580 | 1,645 | 1,697 | 1,739 |
| 41Y-45Y | 4,00,000 | 335 | 574 | 748 | 878 | 980 | 1,061 | 1,126 | 1,178 | 1,220 | 1,255 |
| 41Y-45Y | 5,00,000 | 239 | 413 | 543 | 644 | 726 | 791 | 842 | 884 | 920 | 951 |
| 41Y-45Y | 6,00,000 | 200 | 240 | 318 | 393 | 441 | 486 | 530 | 561 | 587 | 609 |
| 41Y-45Y | 7,00,000 | 200 | 200 | 205 | 258 | 292 | 326 | 359 | 382 | 402 | 419 |
| 41Y-45Y | 8,00,000 | 200 | 200 | 200 | 200 | 200 | 218 | 243 | 260 | 275 | 288 |
| 41Y-45Y | 9,00,000 | 200 | 200 | 200 | 200 | 200 | 200 | 200 | 200 | 200 | 200 |
| 41Y-45Y | 10,00,000 | 200 | 200 | 200 | 200 | 200 | 200 | 200 | 200 | 200 | 200 |
| Age | Deductible/Sum Insured (₹) | 1,00,000 | 2,00,000 | 3,00,000 | 4,00,000 | 5,00,000 | 6,00,000 | 7,00,000 | 8,00,000 | 9,00,000 | 10,00,000 |
| 46Y-55Y | 1,00,000 | 2,405 | 3,603 | 4,304 | 4,757 | 5,080 | 5,315 | 5,491 | 5,627 | 5,737 | 5,826 |
| 46Y-55Y | 2,00,000 | 1,198 | 1,899 | 2,352 | 2,675 | 2,909 | 3,085 | 3,222 | 3,332 | 3,420 | 3,490 |
| 46Y-55Y | 3,00,000 | 701 | 1,154 | 1,477 | 1,711 | 1,887 | 2,024 | 2,134 | 2,222 | 2,292 | 2,349 |
| 46Y-55Y | 4,00,000 | 453 | 775 | 1,010 | 1,186 | 1,323 | 1,433 | 1,521 | 1,591 | 1,647 | 1,696 |
| 46Y-55Y | 5,00,000 | 323 | 557 | 733 | 870 | 980 | 1,068 | 1,138 | 1,195 | 1,243 | 1,284 |
| 46Y-55Y | 6,00,000 | 200 | 324 | 430 | 530 | 595 | 656 | 716 | 758 | 792 | 823 |
| 46Y-55Y | 7,00,000 | 200 | 205 | 277 | 348 | 395 | 440 | 485 | 516 | 542 | 566 |
| 46Y-55Y | 8,00,000 | 200 | 200 | 200 | 229 | 262 | 295 | 328 | 352 | 371 | 389 |
| 46Y-55Y | 9,00,000 | 200 | 200 | 200 | 200 | 200 | 200 | 222 | 240 | 254 | 267 |
| 46Y-55Y | 10,00,000 | 200 | 200 | 200 | 200 | 200 | 200 | 200 | 200 | 200 | 200 |

| Age | Deductible/Sum Insured (₹) | 1,00,000 | 2,00,000 | 3,00,000 | 4,00,000 | 5,00,000 | 6,00,000 | 7,00,000 | 8,00,000 | 9,00,000 | 10,00,000 |
|---------|----------------------------|----------|----------|----------|----------|----------|----------|----------|----------|----------|-----------|
| 56Y-60Y | 1,00,000 | 3,910 | 5,857 | 6,997 | 7,733 | 8,257 | 8,639 | 8,925 | 9,147 | 9,326 | 9,469 |
| 56Y-60Y | 2,00,000 | 1,947 | 3,087 | 3,823 | 4,347 | 4,729 | 5,015 | 5,237 | 5,416 | 5,559 | 5,672 |
| 56Y-60Y | 3,00,000 | 1,140 | 1,876 | 2,400 | 2,782 | 3,068 | 3,290 | 3,469 | 3,612 | 3,725 | 3,817 |
| 56Y-60Y | 4,00,000 | 736 | 1,261 | 1,642 | 1,928 | 2,151 | 2,329 | 2,472 | 2,586 | 2,678 | 2,756 |
| 56Y-60Y | 5,00,000 | 524 | 906 | 1,192 | 1,414 | 1,593 | 1,736 | 1,849 | 1,942 | 2,020 | 2,087 |
| 56Y-60Y | 6,00,000 | 283 | 527 | 699 | 862 | 968 | 1,066 | 1,163 | 1,232 | 1,288 | 1,338 |
| 56Y-60Y | 7,00,000 | 200 | 333 | 450 | 566 | 642 | 715 | 788 | 839 | 882 | 920 |
| 56Y-60Y | 8,00,000 | 200 | 210 | 290 | 372 | 426 | 479 | 533 | 572 | 604 | 632 |
| 56Y-60Y | 9,00,000 | 200 | 200 | 200 | 244 | 283 | 321 | 361 | 389 | 413 | 435 |
| 56Y-60Y | 10,00,000 | 200 | 200 | 200 | 200 | 200 | 215 | 244 | 265 | 283 | 299 |
| Age | Deductible/Sum Insured (₹) | 1,00,000 | 2,00,000 | 3,00,000 | 4,00,000 | 5,00,000 | 6,00,000 | 7,00,000 | 8,00,000 | 9,00,000 | 10,00,000 |
| 61Y-65Y | 1,00,000 | 4,987 | 7,470 | 8,924 | 9,863 | 10,532 | 11,018 | 11,383 | 11,667 | 11,895 | 12,077 |
| 61Y-65Y | 2,00,000 | 2,484 | 3,937 | 4,876 | 5,545 | 6,031 | 6,396 | 6,680 | 6,908 | 7,090 | 7,235 |
| 61Y-65Y | 3,00,000 | 1,453 | 2,392 | 3,061 | 3,548 | 3,913 | 4,196 | 4,424 | 4,607 | 4,751 | 4,869 |
| 61Y-65Y | 4,00,000 | 939 | 1,608 | 2,094 | 2,459 | 2,743 | 2,971 | 3,153 | 3,298 | 3,416 | 3,516 |
| 61Y-65Y | 5,00,000 | 669 | 1,155 | 1,520 | 1,804 | 2,032 | 2,214 | 2,359 | 2,477 | 2,577 | 2,662 |
| 61Y-65Y | 6,00,000 | 361 | 672 | 892 | 1,099 | 1,234 | 1,360 | 1,484 | 1,571 | 1,643 | 1,706 |
| 61Y-65Y | 7,00,000 | 219 | 425 | 574 | 722 | 819 | 912 | 1,005 | 1,070 | 1,125 | 1,173 |
| 61Y-65Y | 8,00,000 | 200 | 268 | 370 | 475 | 544 | 611 | 680 | 729 | 770 | 807 |
| 61Y-65Y | 9,00,000 | 200 | 200 | 238 | 312 | 361 | 410 | 460 | 497 | 527 | 555 |
| 61Y-65Y | 10,00,000 | 200 | 200 | 200 | 205 | 239 | 275 | 312 | 338 | 361 | 381 |
| Age | Deductible/Sum Insured (₹) | 1,00,000 | 2,00,000 | 3,00,000 | 4,00,000 | 5,00,000 | 6,00,000 | 7,00,000 | 8,00,000 | 9,00,000 | 10,00,000 |
| 66Y-70Y | 1,00,000 | 7,487 | 11,216 | 13,398 | 14,807 | 15,811 | 16,542 | 17,090 | 17,516 | 17,858 | 18,132 |
| 66Y-70Y | 2,00,000 | 3,729 | 5,911 | 7,320 | 8,324 | 9,055 | 9,603 | 10,029 | 10,371 | 10,645 | 10,862 |
| 66Y-70Y | 3,00,000 | 2,182 | 3,592 | 4,596 | 5,326 | 5,874 | 6,300 | 6,642 | 6,916 | 7,133 | 7,310 |
| 66Y-70Y | 4,00,000 | 1,410 | 2,414 | 3,144 | 3,692 | 4,118 | 4,460 | 4,734 | 4,951 | 5,128 | 5,278 |
| 66Y-70Y | 5,00,000 | 1,205 | 2,081 | 2,739 | 3,250 | 3,660 | 3,990 | 4,250 | 4,462 | 4,642 | 4,796 |
| 66Y-70Y | 6,00,000 | 651 | 1,212 | 1,607 | 1,981 | 2,223 | 2,450 | 2,673 | 2,830 | 2,960 | 3,074 |
| 66Y-70Y | 7,00,000 | 395 | 765 | 1,035 | 1,301 | 1,476 | 1,642 | 1,810 | 1,928 | 2,026 | 2,113 |
| 66Y-70Y | 8,00,000 | 240 | 483 | 666 | 855 | 979 | 1,101 | 1,225 | 1,313 | 1,387 | 1,453 |
| 66Y-70Y | 9,00,000 | 200 | 305 | 429 | 562 | 650 | 738 | 830 | 895 | 949 | 999 |
| 66Y-70Y | 10,00,000 | 200 | 200 | 276 | 369 | 431 | 495 | 562 | 609 | 650 | 687 |

| Age | Deductible/Sum Insured (₹) | 1,00,000 | 2,00,000 | 3,00,000 | 4,00,000 | 5,00,000 | 6,00,000 | 7,00,000 | 8,00,000 | 9,00,000 | 10,00,000 |
|---------|----------------------------|----------|----------|----------|----------|----------|----------|----------|----------|----------|-----------|
| 71Y-75Y | 1,00,000 | 9,872 | 14,789 | 17,666 | 19,525 | 20,849 | 21,812 | 22,534 | 23,096 | 23,547 | 23,909 |
| 71Y-75Y | 2,00,000 | 4,917 | 7,794 | 9,653 | 10,977 | 11,940 | 12,662 | 13,224 | 13,675 | 14,036 | 14,322 |
| 71Y-75Y | 3,00,000 | 2,877 | 4,736 | 6,060 | 7,023 | 7,746 | 8,307 | 8,758 | 9,120 | 9,406 | 9,639 |
| 71Y-75Y | 4,00,000 | 1,859 | 3,183 | 4,146 | 4,868 | 5,430 | 5,881 | 6,243 | 6,528 | 6,761 | 6,959 |
| 71Y-75Y | 5,00,000 | 1,589 | 2,744 | 3,612 | 4,285 | 4,827 | 5,261 | 5,604 | 5,883 | 6,121 | 6,323 |
| 71Y-75Y | 6,00,000 | 859 | 1,598 | 2,118 | 2,612 | 2,932 | 3,231 | 3,525 | 3,732 | 3,903 | 4,053 |
| 71Y-75Y | 7,00,000 | 521 | 1,008 | 1,364 | 1,716 | 1,946 | 2,166 | 2,386 | 2,542 | 2,672 | 2,787 |
| 71Y-75Y | 8,00,000 | 316 | 637 | 879 | 1,127 | 1,291 | 1,452 | 1,616 | 1,732 | 1,829 | 1,916 |
| 71Y-75Y | 9,00,000 | 200 | 402 | 566 | 741 | 857 | 973 | 1,094 | 1,180 | 1,252 | 1,317 |
| 71Y-75Y | 10,00,000 | 200 | 254 | 364 | 487 | 569 | 652 | 741 | 804 | 857 | 906 |
| Age | Deductible/Sum Insured (₹) | 1,00,000 | 2,00,000 | 3,00,000 | 4,00,000 | 5,00,000 | 6,00,000 | 7,00,000 | 8,00,000 | 9,00,000 | 10,00,000 |
| 76Y-80Y | 1,00,000 | 12,600 | 18,875 | 22,547 | 24,919 | 26,609 | 27,838 | 28,760 | 29,477 | 30,053 | 30,514 |
| 76Y-80Y | 2,00,000 | 6,275 | 9,947 | 12,319 | 14,009 | 15,238 | 16,160 | 16,877 | 17,453 | 17,914 | 18,279 |
| 76Y-80Y | 3,00,000 | 3,672 | 6,044 | 7,734 | 8,963 | 9,886 | 10,602 | 11,178 | 11,640 | 12,004 | 12,302 |
| 76Y-80Y | 4,00,000 | 2,372 | 4,062 | 5,291 | 6,213 | 6,930 | 7,506 | 7,967 | 8,332 | 8,630 | 8,882 |
| 76Y-80Y | 5,00,000 | 2,433 | 3,503 | 4,609 | 5,469 | 6,160 | 6,714 | 7,152 | 7,509 | 7,812 | 8,070 |
| 76Y-80Y | 6,00,000 | 1,096 | 2,039 | 2,704 | 3,333 | 3,742 | 4,123 | 4,498 | 4,763 | 4,981 | 5,172 |
| 76Y-80Y | 7,00,000 | 665 | 1,287 | 1,741 | 2,190 | 2,483 | 2,764 | 3,046 | 3,245 | 3,410 | 3,556 |
| 76Y-80Y | 8,00,000 | 403 | 813 | 1,121 | 1,439 | 1,648 | 1,853 | 2,062 | 2,210 | 2,334 | 2,445 |
| 76Y-80Y | 9,00,000 | 245 | 513 | 722 | 945 | 1,094 | 1,242 | 1,396 | 1,506 | 1,598 | 1,681 |
| 76Y-80Y | 10,00,000 | 200 | 324 | 465 | 621 | 726 | 832 | 945 | 1,026 | 1,094 | 1,156 |
| Age | Deductible/Sum Insured (₹) | 1,00,000 | 2,00,000 | 3,00,000 | 4,00,000 | 5,00,000 | 6,00,000 | 7,00,000 | 8,00,000 | 9,00,000 | 10,00,000 |
| 81Y-85Y | 1,00,000 | 16,081 | 24,089 | 28,776 | 31,804 | 33,960 | 35,529 | 36,706 | 37,621 | 38,356 | 38,945 |
| 81Y-85Y | 2,00,000 | 8,009 | 12,695 | 15,723 | 17,880 | 19,448 | 20,625 | 21,540 | 22,275 | 22,864 | 23,329 |
| 81Y-85Y | 3,00,000 | 4,687 | 7,714 | 9,871 | 11,440 | 12,617 | 13,531 | 14,266 | 14,855 | 15,321 | 15,701 |
| 81Y-85Y | 4,00,000 | 3,028 | 5,184 | 6,753 | 7,930 | 8,845 | 9,580 | 10,169 | 10,634 | 11,014 | 11,336 |
| 81Y-85Y | 5,00,000 | 2,588 | 4,470 | 5,883 | 6,980 | 7,862 | 8,569 | 9,128 | 9,583 | 9,970 | 10,300 |
| 81Y-85Y | 6,00,000 | 1,399 | 2,602 | 3,451 | 4,254 | 4,775 | 5,262 | 5,741 | 6,079 | 6,358 | 6,602 |
| 81Y-85Y | 7,00,000 | 848 | 1,643 | 2,222 | 2,795 | 3,169 | 3,527 | 3,887 | 4,141 | 4,352 | 4,539 |
| 81Y-85Y | 8,00,000 | 514 | 1,037 | 1,431 | 1,836 | 2,103 | 2,365 | 2,632 | 2,821 | 2,979 | 3,121 |
| 81Y-85Y | 9,00,000 | 312 | 655 | 922 | 1,207 | 1,396 | 1,585 | 1,782 | 1,922 | 2,039 | 2,146 |
| 81Y-85Y | 10,00,000 | 200 | 413 | 594 | 793 | 926 | 1,062 | 1,206 | 1,309 | 1,396 | 1,475 |

| Age | Deductible/Sum Insured (₹) | 1,00,000 | 2,00,000 | 3,00,000 | 4,00,000 | 5,00,000 | 6,00,000 | 7,00,000 | 8,00,000 | 9,00,000 | 10,00,000 |
|----------|----------------------------|----------|----------|----------|----------|----------|----------|----------|----------|----------|-----------|
| 86Y-90Y | 1,00,000 | 20,524 | 30,745 | 36,726 | 40,591 | 43,343 | 45,345 | 46,847 | 48,015 | 48,953 | 49,704 |
| 86Y-90Y | 2,00,000 | 10,221 | 16,203 | 20,067 | 22,819 | 24,822 | 26,324 | 27,491 | 28,429 | 29,181 | 29,775 |
| 86Y-90Y | 3,00,000 | 5,982 | 9,846 | 12,598 | 14,600 | 16,103 | 17,270 | 18,208 | 18,960 | 19,554 | 20,038 |
| 86Y-90Y | 4,00,000 | 3,864 | 6,617 | 8,619 | 10,121 | 11,288 | 12,226 | 12,978 | 13,572 | 14,057 | 14,468 |
| 86Y-90Y | 5,00,000 | 3,303 | 5,706 | 7,508 | 8,909 | 10,034 | 10,937 | 11,649 | 12,231 | 12,725 | 13,146 |
| 86Y-90Y | 6,00,000 | 1,785 | 3,321 | 4,404 | 5,429 | 6,095 | 6,716 | 7,328 | 7,759 | 8,114 | 8,425 |
| 86Y-90Y | 7,00,000 | 1,083 | 2,097 | 2,836 | 3,567 | 4,045 | 4,502 | 4,961 | 5,285 | 5,554 | 5,793 |
| 86Y-90Y | 8,00,000 | 657 | 1,324 | 1,827 | 2,344 | 2,684 | 3,018 | 3,359 | 3,600 | 3,802 | 3,983 |
| 86Y-90Y | 9,00,000 | 398 | 836 | 1,176 | 1,540 | 1,781 | 2,023 | 2,274 | 2,453 | 2,603 | 2,739 |
| 86Y-90Y | 10,00,000 | 242 | 527 | 758 | 1,012 | 1,182 | 1,356 | 1,540 | 1,671 | 1,782 | 1,883 |
| Age | Deductible/Sum Insured (₹) | 1,00,000 | 2,00,000 | 3,00,000 | 4,00,000 | 5,00,000 | 6,00,000 | 7,00,000 | 8,00,000 | 9,00,000 | 10,00,000 |
| 91Y-95Y | 1,00,000 | 26,194 | 39,239 | 46,873 | 51,805 | 55,318 | 57,873 | 59,790 | 61,280 | 62,477 | 63,437 |
| 91Y-95Y | 2,00,000 | 13,045 | 20,679 | 25,611 | 29,124 | 31,679 | 33,596 | 35,086 | 36,283 | 37,243 | 38,001 |
| 91Y-95Y | 3,00,000 | 7,634 | 12,566 | 16,079 | 18,634 | 20,551 | 22,041 | 23,238 | 24,198 | 24,956 | 25,574 |
| 91Y-95Y | 4,00,000 | 4,932 | 8,445 | 11,000 | 12,917 | 14,407 | 15,604 | 16,564 | 17,322 | 17,940 | 18,466 |
| 91Y-95Y | 5,00,000 | 4,215 | 7,282 | 9,582 | 11,370 | 12,807 | 13,958 | 14,868 | 15,610 | 16,241 | 16,778 |
| 91Y-95Y | 6,00,000 | 2,278 | 4,239 | 5,621 | 6,929 | 7,779 | 8,572 | 9,352 | 9,902 | 10,356 | 10,753 |
| 91Y-95Y | 7,00,000 | 1,382 | 2,676 | 3,620 | 4,553 | 5,162 | 5,746 | 6,332 | 6,746 | 7,089 | 7,393 |
| 91Y-95Y | 8,00,000 | 838 | 1,689 | 2,331 | 2,991 | 3,426 | 3,852 | 4,287 | 4,595 | 4,853 | 5,083 |
| 91Y-95Y | 9,00,000 | 508 | 1,066 | 1,501 | 1,966 | 2,274 | 2,582 | 2,903 | 3,130 | 3,322 | 3,495 |
| 91Y-95Y | 10,00,000 | 308 | 673 | 967 | 1,291 | 1,509 | 1,731 | 1,965 | 2,132 | 2,274 | 2,403 |
| Age | Deductible/Sum Insured (₹) | 1,00,000 | 2,00,000 | 3,00,000 | 4,00,000 | 5,00,000 | 6,00,000 | 7,00,000 | 8,00,000 | 9,00,000 | 10,00,000 |
| 96Y-100Y | 1,00,000 | 33,431 | 50,080 | 59,824 | 66,118 | 70,601 | 73,863 | 76,309 | 78,211 | 79,739 | 80,963 |
| 96Y-100Y | 2,00,000 | 16,649 | 26,393 | 32,687 | 37,170 | 40,432 | 42,879 | 44,780 | 46,308 | 47,532 | 48,500 |
| 96Y-100Y | 3,00,000 | 9,743 | 16,038 | 20,521 | 23,783 | 26,229 | 28,131 | 29,659 | 30,883 | 31,851 | 32,640 |
| 96Y-100Y | 4,00,000 | 6,294 | 10,778 | 14,039 | 16,486 | 18,387 | 19,915 | 21,140 | 22,107 | 22,897 | 23,567 |
| 96Y-100Y | 5,00,000 | 5,380 | 9,294 | 12,230 | 14,512 | 16,345 | 17,814 | 18,976 | 19,923 | 20,728 | 21,413 |
| 96Y-100Y | 6,00,000 | 2,907 | 5,410 | 7,174 | 8,844 | 9,928 | 10,940 | 11,936 | 12,638 | 13,217 | 13,724 |
| 96Y-100Y | 7,00,000 | 1,763 | 3,415 | 4,620 | 5,811 | 6,589 | 7,333 | 8,081 | 8,609 | 9,047 | 9,436 |
| 96Y-100Y | 8,00,000 | 1,070 | 2,156 | 2,975 | 3,818 | 4,373 | 4,916 | 5,471 | 5,865 | 6,193 | 6,488 |
| 96Y-100Y | 9,00,000 | 649 | 1,361 | 1,916 | 2,509 | 2,902 | 3,295 | 3,704 | 3,995 | 4,240 | 4,461 |
| 96Y-100Y | 10,00,000 | 393 | 859 | 1,234 | 1,648 | 1,926 | 2,209 | 2,508 | 2,721 | 2,902 | 3,067 |

| Age | Deductible/Sum Insured (₹) | 1,00,000 | 2,00,000 | 3,00,000 | 4,00,000 | 5,00,000 | 6,00,000 | 7,00,000 | 8,00,000 | 9,00,000 | 10,00,000 |
|-----------|----------------------------|----------|----------|----------|----------|----------|----------|----------|----------|----------|-----------|
| 101Y-105Y | 1,00,000 | 42,667 | 63,916 | 76,352 | 84,385 | 90,107 | 94,270 | 97,392 | 99,819 | 1,01,769 | 1,03,332 |
| 101Y-105Y | 2,00,000 | 21,249 | 33,684 | 41,718 | 47,440 | 51,602 | 54,725 | 57,152 | 59,102 | 60,665 | 61,900 |
| 101Y-105Y | 3,00,000 | 12,435 | 20,469 | 26,191 | 30,353 | 33,476 | 35,903 | 37,853 | 39,416 | 40,651 | 41,658 |
| 101Y-105Y | 4,00,000 | 8,033 | 13,755 | 17,918 | 21,041 | 23,468 | 25,417 | 26,980 | 28,215 | 29,223 | 30,078 |
| 101Y-105Y | 5,00,000 | 6,866 | 11,861 | 15,609 | 18,521 | 20,861 | 22,736 | 24,218 | 25,427 | 26,454 | 27,329 |
| 101Y-105Y | 6,00,000 | 3,711 | 6,904 | 9,156 | 11,287 | 12,671 | 13,963 | 15,233 | 16,130 | 16,868 | 17,516 |
| 101Y-105Y | 7,00,000 | 2,251 | 4,359 | 5,897 | 7,416 | 8,409 | 9,359 | 10,314 | 10,988 | 11,547 | 12,043 |
| 101Y-105Y | 8,00,000 | 1,365 | 2,751 | 3,798 | 4,873 | 5,581 | 6,274 | 6,983 | 7,485 | 7,905 | 8,280 |
| 101Y-105Y | 9,00,000 | 828 | 1,737 | 2,446 | 3,202 | 3,704 | 4,205 | 4,728 | 5,099 | 5,411 | 5,693 |
| 101Y-105Y | 10,00,000 | 502 | 1,097 | 1,575 | 2,104 | 2,458 | 2,819 | 3,201 | 3,473 | 3,704 | 3,915 |
| Age | Deductible/Sum Insured (₹) | 1,00,000 | 2,00,000 | 3,00,000 | 4,00,000 | 5,00,000 | 6,00,000 | 7,00,000 | 8,00,000 | 9,00,000 | 10,00,000 |
| 106Y-110Y | 1,00,000 | 54,455 | 81,575 | 97,446 | 1,07,699 | 1,15,002 | 1,20,315 | 1,24,300 | 1,27,397 | 1,29,886 | 1,31,881 |
| 106Y-110Y | 2,00,000 | 27,120 | 42,991 | 53,244 | 60,547 | 65,859 | 69,845 | 72,942 | 75,431 | 77,425 | 79,001 |
| 106Y-110Y | 3,00,000 | 15,871 | 26,124 | 33,427 | 38,739 | 42,725 | 45,822 | 48,311 | 50,305 | 51,882 | 53,168 |
| 106Y-110Y | 4,00,000 | 10,253 | 17,556 | 22,868 | 26,854 | 29,951 | 32,440 | 34,434 | 36,011 | 37,296 | 38,389 |
| 106Y-110Y | 5,00,000 | 8,764 | 15,139 | 19,921 | 23,638 | 26,624 | 29,018 | 30,909 | 32,452 | 33,763 | 34,880 |
| 106Y-110Y | 6,00,000 | 4,736 | 8,812 | 11,685 | 14,406 | 16,171 | 17,820 | 19,442 | 20,587 | 21,529 | 22,355 |
| 106Y-110Y | 7,00,000 | 2,873 | 5,563 | 7,526 | 9,465 | 10,732 | 11,945 | 13,163 | 14,024 | 14,737 | 15,371 |
| 106Y-110Y | 8,00,000 | 1,742 | 3,512 | 4,847 | 6,219 | 7,122 | 8,007 | 8,912 | 9,553 | 10,088 | 10,568 |
| 106Y-110Y | 9,00,000 | 1,057 | 2,217 | 3,122 | 4,086 | 4,727 | 5,367 | 6,034 | 6,507 | 6,906 | 7,266 |
| 106Y-110Y | 10,00,000 | 641 | 1,399 | 2,010 | 2,685 | 3,137 | 3,598 | 4,086 | 4,433 | 4,727 | 4,996 |
| Age | Deductible/Sum Insured (₹) | 1,00,000 | 2,00,000 | 3,00,000 | 4,00,000 | 5,00,000 | 6,00,000 | 7,00,000 | 8,00,000 | 9,00,000 | 10,00,000 |
| 111Y-115Y | 1,00,000 | 69,500 | 1,04,113 | 1,24,369 | 1,37,454 | 1,46,775 | 1,53,555 | 1,58,642 | 1,62,595 | 1,65,771 | 1,68,317 |
| 111Y-115Y | 2,00,000 | 34,612 | 54,868 | 67,954 | 77,275 | 84,055 | 89,141 | 93,095 | 96,271 | 98,816 | 1,00,828 |
| 111Y-115Y | 3,00,000 | 20,256 | 33,342 | 42,662 | 49,442 | 54,529 | 58,482 | 61,658 | 64,204 | 66,216 | 67,857 |
| 111Y-115Y | 4,00,000 | 13,086 | 22,406 | 29,186 | 34,273 | 38,226 | 41,402 | 43,948 | 45,960 | 47,601 | 48,995 |
| 111Y-115Y | 5,00,000 | 11,185 | 19,321 | 25,425 | 30,169 | 33,980 | 37,035 | 39,449 | 41,418 | 43,091 | 44,516 |
| 111Y-115Y | 6,00,000 | 6,044 | 11,246 | 14,913 | 18,386 | 20,639 | 22,743 | 24,814 | 26,274 | 27,477 | 28,531 |
| 111Y-115Y | 7,00,000 | 3,666 | 7,100 | 9,605 | 12,080 | 13,697 | 15,245 | 16,800 | 17,898 | 18,809 | 19,617 |
| 111Y-115Y | 8,00,000 | 2,224 | 4,482 | 6,186 | 7,937 | 9,090 | 10,219 | 11,375 | 12,192 | 12,876 | 13,488 |
| 111Y-115Y | 9,00,000 | 1,349 | 2,829 | 3,984 | 5,215 | 6,033 | 6,850 | 7,701 | 8,305 | 8,814 | 9,274 |
| 111Y-115Y | 10,00,000 | 818 | 1,786 | 2,566 | 3,427 | 4,004 | 4,592 | 5,214 | 5,658 | 6,034 | 6,376 |

| Age | Deductible/Sum Insured (₹) | 11,00,000 | 12,00,000 | 13,00,000 | 14,00,000 | 15,00,000 | 16,00,000 | 17,00,000 | 18,00,000 | 19,00,000 | 20,00,000 |
|---------|----------------------------|-----------|-----------|-----------|-----------|-----------|-----------|-----------|-----------|-----------|-----------|
| 3M-18Y | 1,00,000 | 2,454 | 2,507 | 2,555 | 2,600 | 2,642 | 2,681 | 2,718 | 2,753 | 2,786 | 2,817 |
| 3M-18Y | 2,00,000 | 1,488 | 1,524 | 1,557 | 1,588 | 1,617 | 1,643 | 1,668 | 1,692 | 1,714 | 1,736 |
| 3M-18Y | 3,00,000 | 1,011 | 1,037 | 1,061 | 1,083 | 1,104 | 1,123 | 1,141 | 1,158 | 1,175 | 1,190 |
| 3M-18Y | 4,00,000 | 732 | 752 | 770 | 787 | 803 | 818 | 831 | 844 | 857 | 868 |
| 3M-18Y | 5,00,000 | 556 | 572 | 586 | 599 | 611 | 622 | 633 | 643 | 653 | 662 |
| 3M-18Y | 6,00,000 | 363 | 373 | 383 | 392 | 400 | 408 | 415 | 422 | 429 | 435 |
| 3M-18Y | 7,00,000 | 251 | 258 | 265 | 272 | 278 | 283 | 288 | 293 | 298 | 302 |
| 3M-18Y | 8,00,000 | 200 | 200 | 200 | 200 | 200 | 200 | 200 | 204 | 207 | 210 |
| 3M-18Y | 9,00,000 | 200 | 200 | 200 | 200 | 200 | 200 | 200 | 200 | 200 | 200 |
| 3M-18Y | 10,00,000 | 200 | 200 | 200 | 200 | 200 | 200 | 200 | 200 | 200 | 200 |
| Age | Deductible/Sum Insured (₹) | 11,00,000 | 12,00,000 | 13,00,000 | 14,00,000 | 15,00,000 | 16,00,000 | 17,00,000 | 18,00,000 | 19,00,000 | 20,00,000 |
| 19Y-35Y | 1,00,000 | 3,053 | 3,119 | 3,180 | 3,236 | 3,288 | 3,336 | 3,382 | 3,425 | 3,466 | 3,505 |
| 19Y-35Y | 2,00,000 | 1,852 | 1,897 | 1,938 | 1,976 | 2,012 | 2,045 | 2,076 | 2,105 | 2,133 | 2,159 |
| 19Y-35Y | 3,00,000 | 1,257 | 1,290 | 1,320 | 1,347 | 1,373 | 1,397 | 1,420 | 1,441 | 1,462 | 1,481 |
| 19Y-35Y | 4,00,000 | 911 | 936 | 959 | 980 | 999 | 1,017 | 1,034 | 1,051 | 1,066 | 1,080 |
| 19Y-35Y | 5,00,000 | 692 | 711 | 729 | 745 | 760 | 774 | 788 | 800 | 812 | 823 |
| 19Y-35Y | 6,00,000 | 451 | 464 | 476 | 487 | 498 | 507 | 517 | 525 | 533 | 541 |
| 19Y-35Y | 7,00,000 | 312 | 321 | 330 | 338 | 345 | 352 | 359 | 365 | 371 | 376 |
| 19Y-35Y | 8,00,000 | 216 | 222 | 228 | 234 | 239 | 244 | 249 | 253 | 257 | 261 |
| 19Y-35Y | 9,00,000 | 200 | 200 | 200 | 200 | 200 | 200 | 200 | 200 | 200 | 200 |
| 19Y-35Y | 10,00,000 | 200 | 200 | 200 | 200 | 200 | 200 | 200 | 200 | 200 | 200 |
| Age | Deductible/Sum Insured (₹) | 11,00,000 | 12,00,000 | 13,00,000 | 14,00,000 | 15,00,000 | 16,00,000 | 17,00,000 | 18,00,000 | 19,00,000 | 20,00,000 |
| 36Y-40Y | 1,00,000 | 3,768 | 3,849 | 3,924 | 3,993 | 4,057 | 4,117 | 4,174 | 4,227 | 4,278 | 4,325 |
| 36Y-40Y | 2,00,000 | 2,286 | 2,341 | 2,392 | 2,439 | 2,482 | 2,523 | 2,562 | 2,598 | 2,632 | 2,665 |
| 36Y-40Y | 3,00,000 | 1,552 | 1,592 | 1,629 | 1,663 | 1,695 | 1,724 | 1,752 | 1,779 | 1,804 | 1,827 |
| 36Y-40Y | 4,00,000 | 1,125 | 1,155 | 1,183 | 1,209 | 1,233 | 1,255 | 1,277 | 1,296 | 1,315 | 1,333 |
| 36Y-40Y | 5,00,000 | 854 | 878 | 899 | 919 | 938 | 956 | 972 | 987 | 1,002 | 1,016 |
| 36Y-40Y | 6,00,000 | 557 | 573 | 588 | 601 | 614 | 626 | 638 | 648 | 658 | 668 |
| 36Y-40Y | 7,00,000 | 385 | 397 | 407 | 417 | 426 | 435 | 443 | 450 | 458 | 464 |
| 36Y-40Y | 8,00,000 | 266 | 274 | 282 | 289 | 295 | 301 | 307 | 313 | 318 | 322 |
| 36Y-40Y | 9,00,000 | 200 | 200 | 200 | 200 | 205 | 209 | 213 | 217 | 220 | 224 |
| 36Y-40Y | 10,00,000 | 200 | 200 | 200 | 200 | 200 | 200 | 200 | 200 | 200 | 200 |

| Age | Deductible/Sum Insured (₹) | 11,00,000 | 12,00,000 | 13,00,000 | 14,00,000 | 15,00,000 | 16,00,000 | 17,00,000 | 18,00,000 | 19,00,000 | 20,00,000 |
|---------|----------------------------|-----------|-----------|-----------|-----------|-----------|-----------|-----------|-----------|-----------|-----------|
| 41Y-45Y | 1,00,000 | 4,377 | 4,471 | 4,558 | 4,638 | 4,713 | 4,783 | 4,848 | 4,910 | 4,969 | 5,024 |
| 41Y-45Y | 2,00,000 | 2,655 | 2,719 | 2,778 | 2,833 | 2,883 | 2,931 | 2,976 | 3,018 | 3,058 | 3,096 |
| 41Y-45Y | 3,00,000 | 1,803 | 1,849 | 1,892 | 1,932 | 1,969 | 2,003 | 2,036 | 2,066 | 2,095 | 2,123 |
| 41Y-45Y | 4,00,000 | 1,306 | 1,342 | 1,374 | 1,404 | 1,432 | 1,458 | 1,483 | 1,506 | 1,528 | 1,549 |
| 41Y-45Y | 5,00,000 | 992 | 1,020 | 1,045 | 1,068 | 1,090 | 1,110 | 1,129 | 1,147 | 1,164 | 1,180 |
| 41Y-45Y | 6,00,000 | 647 | 665 | 683 | 699 | 714 | 727 | 741 | 753 | 765 | 776 |
| 41Y-45Y | 7,00,000 | 447 | 461 | 473 | 484 | 495 | 505 | 514 | 523 | 531 | 539 |
| 41Y-45Y | 8,00,000 | 309 | 319 | 328 | 336 | 343 | 350 | 357 | 363 | 369 | 375 |
| 41Y-45Y | 9,00,000 | 214 | 220 | 227 | 232 | 238 | 243 | 247 | 252 | 256 | 260 |
| 41Y-45Y | 10,00,000 | 200 | 200 | 200 | 200 | 200 | 200 | 200 | 200 | 200 | 200 |
| Age | Deductible/Sum Insured (₹) | 11,00,000 | 12,00,000 | 13,00,000 | 14,00,000 | 15,00,000 | 16,00,000 | 17,00,000 | 18,00,000 | 19,00,000 | 20,00,000 |
| 46Y-55Y | 1,00,000 | 5,912 | 6,039 | 6,156 | 6,264 | 6,365 | 6,460 | 6,548 | 6,632 | 6,711 | 6,786 |
| 46Y-55Y | 2,00,000 | 3,586 | 3,672 | 3,752 | 3,826 | 3,895 | 3,959 | 4,019 | 4,076 | 4,130 | 4,181 |
| 46Y-55Y | 3,00,000 | 2,435 | 2,497 | 2,555 | 2,609 | 2,659 | 2,705 | 2,749 | 2,791 | 2,830 | 2,867 |
| 46Y-55Y | 4,00,000 | 1,765 | 1,812 | 1,856 | 1,897 | 1,934 | 1,970 | 2,003 | 2,034 | 2,064 | 2,092 |
| 46Y-55Y | 5,00,000 | 1,340 | 1,377 | 1,411 | 1,442 | 1,472 | 1,499 | 1,525 | 1,549 | 1,572 | 1,594 |
| 46Y-55Y | 6,00,000 | 873 | 899 | 922 | 944 | 964 | 983 | 1,000 | 1,017 | 1,033 | 1,048 |
| 46Y-55Y | 7,00,000 | 604 | 622 | 639 | 654 | 669 | 682 | 695 | 707 | 718 | 728 |
| 46Y-55Y | 8,00,000 | 418 | 431 | 442 | 453 | 463 | 473 | 482 | 490 | 498 | 506 |
| 46Y-55Y | 9,00,000 | 289 | 298 | 306 | 314 | 321 | 328 | 334 | 340 | 346 | 351 |
| 46Y-55Y | 10,00,000 | 200 | 206 | 212 | 217 | 222 | 227 | 231 | 235 | 239 | 243 |
| Age | Deductible/Sum Insured (₹) | 11,00,000 | 12,00,000 | 13,00,000 | 14,00,000 | 15,00,000 | 16,00,000 | 17,00,000 | 18,00,000 | 19,00,000 | 20,00,000 |
| 56Y-60Y | 1,00,000 | 9,609 | 9,816 | 10,006 | 10,183 | 10,347 | 10,500 | 10,644 | 10,780 | 10,908 | 11,030 |
| 56Y-60Y | 2,00,000 | 5,828 | 5,969 | 6,099 | 6,219 | 6,330 | 6,435 | 6,533 | 6,626 | 6,713 | 6,796 |
| 56Y-60Y | 3,00,000 | 3,957 | 4,060 | 4,154 | 4,241 | 4,322 | 4,398 | 4,469 | 4,536 | 4,599 | 4,660 |
| 56Y-60Y | 4,00,000 | 2,868 | 2,946 | 3,017 | 3,083 | 3,144 | 3,201 | 3,255 | 3,306 | 3,354 | 3,400 |
| 56Y-60Y | 5,00,000 | 2,178 | 2,238 | 2,293 | 2,345 | 2,392 | 2,437 | 2,478 | 2,518 | 2,555 | 2,591 |
| 56Y-60Y | 6,00,000 | 1,420 | 1,461 | 1,499 | 1,534 | 1,567 | 1,597 | 1,626 | 1,653 | 1,679 | 1,703 |
| 56Y-60Y | 7,00,000 | 982 | 1,011 | 1,039 | 1,064 | 1,087 | 1,109 | 1,129 | 1,148 | 1,167 | 1,184 |
| 56Y-60Y | 8,00,000 | 679 | 700 | 719 | 737 | 753 | 769 | 783 | 797 | 810 | 822 |
| 56Y-60Y | 9,00,000 | 469 | 484 | 497 | 510 | 522 | 533 | 543 | 553 | 562 | 570 |
| 56Y-60Y | 10,00,000 | 324 | 334 | 344 | 353 | 361 | 369 | 376 | 383 | 389 | 395 |

| Age | Deductible/Sum Insured (₹) | 11,00,000 | 12,00,000 | 13,00,000 | 14,00,000 | 15,00,000 | 16,00,000 | 17,00,000 | 18,00,000 | 19,00,000 | 20,00,000 |
|---------|----------------------------|-----------|-----------|-----------|-----------|-----------|-----------|-----------|-----------|-----------|-----------|
| 61Y-65Y | 1,00,000 | 12,256 | 12,520 | 12,763 | 12,987 | 13,197 | 13,392 | 13,576 | 13,749 | 13,913 | 14,069 |
| 61Y-65Y | 2,00,000 | 7,434 | 7,613 | 7,779 | 7,932 | 8,074 | 8,207 | 8,332 | 8,450 | 8,562 | 8,668 |
| 61Y-65Y | 3,00,000 | 5,047 | 5,178 | 5,298 | 5,409 | 5,512 | 5,609 | 5,700 | 5,785 | 5,866 | 5,943 |
| 61Y-65Y | 4,00,000 | 3,658 | 3,757 | 3,848 | 3,932 | 4,010 | 4,083 | 4,152 | 4,217 | 4,278 | 4,336 |
| 61Y-65Y | 5,00,000 | 2,778 | 2,855 | 2,925 | 2,990 | 3,051 | 3,108 | 3,161 | 3,211 | 3,259 | 3,304 |
| 61Y-65Y | 6,00,000 | 1,811 | 1,863 | 1,912 | 1,956 | 1,998 | 2,037 | 2,074 | 2,108 | 2,141 | 2,172 |
| 61Y-65Y | 7,00,000 | 1,253 | 1,290 | 1,325 | 1,357 | 1,386 | 1,414 | 1,440 | 1,465 | 1,488 | 1,510 |
| 61Y-65Y | 8,00,000 | 866 | 893 | 917 | 940 | 961 | 981 | 999 | 1,017 | 1,033 | 1,049 |
| 61Y-65Y | 9,00,000 | 598 | 617 | 635 | 651 | 665 | 679 | 692 | 705 | 716 | 728 |
| 61Y-65Y | 10,00,000 | 413 | 427 | 439 | 450 | 460 | 470 | 479 | 488 | 496 | 504 |
| Age | Deductible/Sum Insured (₹) | 11,00,000 | 12,00,000 | 13,00,000 | 14,00,000 | 15,00,000 | 16,00,000 | 17,00,000 | 18,00,000 | 19,00,000 | 20,00,000 |
| 66Y-70Y | 1,00,000 | 18,401 | 18,797 | 19,161 | 19,498 | 19,812 | 20,106 | 20,382 | 20,642 | 20,888 | 21,122 |
| 66Y-70Y | 2,00,000 | 11,161 | 11,430 | 11,678 | 11,908 | 12,122 | 12,322 | 12,510 | 12,687 | 12,854 | 13,013 |
| 66Y-70Y | 3,00,000 | 7,578 | 7,773 | 7,953 | 8,120 | 8,275 | 8,421 | 8,557 | 8,686 | 8,807 | 8,923 |
| 66Y-70Y | 4,00,000 | 5,492 | 5,640 | 5,777 | 5,903 | 6,020 | 6,130 | 6,233 | 6,331 | 6,423 | 6,510 |
| 66Y-70Y | 5,00,000 | 5,005 | 5,143 | 5,270 | 5,387 | 5,497 | 5,599 | 5,695 | 5,786 | 5,871 | 5,953 |
| 66Y-70Y | 6,00,000 | 3,262 | 3,357 | 3,444 | 3,524 | 3,600 | 3,670 | 3,736 | 3,798 | 3,857 | 3,913 |
| 66Y-70Y | 7,00,000 | 2,257 | 2,324 | 2,386 | 2,444 | 2,497 | 2,548 | 2,595 | 2,639 | 2,681 | 2,721 |
| 66Y-70Y | 8,00,000 | 1,560 | 1,608 | 1,652 | 1,693 | 1,731 | 1,767 | 1,800 | 1,831 | 1,861 | 1,889 |
| 66Y-70Y | 9,00,000 | 1,078 | 1,112 | 1,143 | 1,172 | 1,199 | 1,224 | 1,248 | 1,270 | 1,291 | 1,311 |
| 66Y-70Y | 10,00,000 | 745 | 768 | 790 | 811 | 830 | 847 | 864 | 879 | 894 | 908 |
| Age | Deductible/Sum Insured (₹) | 11,00,000 | 12,00,000 | 13,00,000 | 14,00,000 | 15,00,000 | 16,00,000 | 17,00,000 | 18,00,000 | 19,00,000 | 20,00,000 |
| 71Y-75Y | 1,00,000 | 24,263 | 24,785 | 25,265 | 25,710 | 26,124 | 26,512 | 26,875 | 27,218 | 27,543 | 27,851 |
| 71Y-75Y | 2,00,000 | 14,716 | 15,072 | 15,399 | 15,702 | 15,984 | 16,248 | 16,495 | 16,729 | 16,950 | 17,159 |
| 71Y-75Y | 3,00,000 | 9,992 | 10,250 | 10,487 | 10,707 | 10,912 | 11,103 | 11,283 | 11,453 | 11,613 | 11,766 |
| 71Y-75Y | 4,00,000 | 7,242 | 7,437 | 7,617 | 7,784 | 7,938 | 8,083 | 8,219 | 8,348 | 8,469 | 8,584 |
| 71Y-75Y | 5,00,000 | 6,600 | 6,782 | 6,949 | 7,104 | 7,248 | 7,383 | 7,510 | 7,629 | 7,742 | 7,849 |
| 71Y-75Y | 6,00,000 | 4,301 | 4,426 | 4,541 | 4,647 | 4,746 | 4,839 | 4,926 | 5,008 | 5,086 | 5,159 |
| 71Y-75Y | 7,00,000 | 2,976 | 3,065 | 3,147 | 3,223 | 3,293 | 3,359 | 3,421 | 3,480 | 3,535 | 3,588 |
| 71Y-75Y | 8,00,000 | 2,057 | 2,120 | 2,179 | 2,232 | 2,282 | 2,329 | 2,373 | 2,415 | 2,454 | 2,491 |
| 71Y-75Y | 9,00,000 | 1,422 | 1,466 | 1,507 | 1,545 | 1,581 | 1,614 | 1,645 | 1,674 | 1,702 | 1,728 |
| 71Y-75Y | 10,00,000 | 982 | 1,013 | 1,042 | 1,069 | 1,094 | 1,117 | 1,139 | 1,160 | 1,179 | 1,198 |

| Age | Deductible/Sum Insured (₹) | 11,00,000 | 12,00,000 | 13,00,000 | 14,00,000 | 15,00,000 | 16,00,000 | 17,00,000 | 18,00,000 | 19,00,000 | 20,00,000 |
|---------|----------------------------|-----------|-----------|-----------|-----------|-----------|-----------|-----------|-----------|-----------|-----------|
| 76Y-80Y | 1,00,000 | 30,966 | 31,633 | 32,246 | 32,814 | 33,342 | 33,836 | 34,301 | 34,738 | 35,153 | 35,545 |
| 76Y-80Y | 2,00,000 | 18,782 | 19,236 | 19,653 | 20,040 | 20,400 | 20,736 | 21,053 | 21,351 | 21,633 | 21,900 |
| 76Y-80Y | 3,00,000 | 12,752 | 13,082 | 13,385 | 13,666 | 13,927 | 14,171 | 14,401 | 14,617 | 14,822 | 15,016 |
| 76Y-80Y | 4,00,000 | 9,243 | 9,492 | 9,722 | 9,934 | 10,132 | 10,317 | 10,490 | 10,654 | 10,809 | 10,956 |
| 76Y-80Y | 5,00,000 | 8,423 | 8,655 | 8,869 | 9,066 | 9,250 | 9,423 | 9,584 | 9,737 | 9,881 | 10,018 |
| 76Y-80Y | 6,00,000 | 5,489 | 5,649 | 5,796 | 5,931 | 6,058 | 6,176 | 6,287 | 6,392 | 6,491 | 6,585 |
| 76Y-80Y | 7,00,000 | 3,798 | 3,911 | 4,016 | 4,113 | 4,203 | 4,287 | 4,367 | 4,441 | 4,512 | 4,579 |
| 76Y-80Y | 8,00,000 | 2,626 | 2,706 | 2,780 | 2,849 | 2,913 | 2,973 | 3,029 | 3,082 | 3,132 | 3,180 |
| 76Y-80Y | 9,00,000 | 1,814 | 1,871 | 1,924 | 1,972 | 2,017 | 2,060 | 2,099 | 2,137 | 2,172 | 2,206 |
| 76Y-80Y | 10,00,000 | 1,253 | 1,293 | 1,330 | 1,364 | 1,396 | 1,426 | 1,454 | 1,480 | 1,505 | 1,529 |
| Age | Deductible/Sum Insured (₹) | 11,00,000 | 12,00,000 | 13,00,000 | 14,00,000 | 15,00,000 | 16,00,000 | 17,00,000 | 18,00,000 | 19,00,000 | 20,00,000 |
| 81Y-85Y | 1,00,000 | 39,522 | 40,372 | 41,155 | 41,879 | 42,554 | 43,185 | 43,777 | 44,336 | 44,865 | 45,366 |
| 81Y-85Y | 2,00,000 | 23,971 | 24,550 | 25,083 | 25,577 | 26,036 | 26,465 | 26,869 | 27,250 | 27,609 | 27,951 |
| 81Y-85Y | 3,00,000 | 16,276 | 16,696 | 17,083 | 17,441 | 17,774 | 18,086 | 18,379 | 18,656 | 18,917 | 19,165 |
| 81Y-85Y | 4,00,000 | 11,797 | 12,115 | 12,408 | 12,679 | 12,931 | 13,167 | 13,389 | 13,598 | 13,795 | 13,983 |
| 81Y-85Y | 5,00,000 | 10,750 | 11,047 | 11,319 | 11,571 | 11,806 | 12,026 | 12,232 | 12,427 | 12,611 | 12,785 |
| 81Y-85Y | 6,00,000 | 7,006 | 7,210 | 7,397 | 7,570 | 7,731 | 7,882 | 8,024 | 8,158 | 8,284 | 8,404 |
| 81Y-85Y | 7,00,000 | 4,847 | 4,992 | 5,126 | 5,249 | 5,364 | 5,472 | 5,573 | 5,668 | 5,758 | 5,844 |
| 81Y-85Y | 8,00,000 | 3,351 | 3,454 | 3,549 | 3,636 | 3,718 | 3,794 | 3,866 | 3,934 | 3,998 | 4,058 |
| 81Y-85Y | 9,00,000 | 2,316 | 2,388 | 2,455 | 2,517 | 2,575 | 2,629 | 2,679 | 2,727 | 2,772 | 2,815 |
| 81Y-85Y | 10,00,000 | 1,599 | 1,651 | 1,698 | 1,741 | 1,782 | 1,820 | 1,855 | 1,889 | 1,921 | 1,951 |
| Age | Deductible/Sum Insured (₹) | 11,00,000 | 12,00,000 | 13,00,000 | 14,00,000 | 15,00,000 | 16,00,000 | 17,00,000 | 18,00,000 | 19,00,000 | 20,00,000 |
| 86Y-90Y | 1,00,000 | 50,441 | 51,527 | 52,525 | 53,450 | 54,311 | 55,116 | 55,872 | 56,585 | 57,260 | 57,900 |
| 86Y-90Y | 2,00,000 | 30,594 | 31,333 | 32,013 | 32,643 | 33,229 | 33,777 | 34,292 | 34,778 | 35,237 | 35,673 |
| 86Y-90Y | 3,00,000 | 20,772 | 21,309 | 21,803 | 22,260 | 22,685 | 23,083 | 23,457 | 23,810 | 24,143 | 24,460 |
| 86Y-90Y | 4,00,000 | 15,056 | 15,462 | 15,836 | 16,181 | 16,503 | 16,805 | 17,088 | 17,354 | 17,607 | 17,846 |
| 86Y-90Y | 5,00,000 | 13,721 | 14,099 | 14,446 | 14,768 | 15,068 | 15,348 | 15,612 | 15,860 | 16,095 | 16,318 |
| 86Y-90Y | 6,00,000 | 8,942 | 9,201 | 9,440 | 9,662 | 9,867 | 10,060 | 10,241 | 10,412 | 10,573 | 10,726 |
| 86Y-90Y | 7,00,000 | 6,186 | 6,371 | 6,542 | 6,699 | 6,846 | 6,984 | 7,113 | 7,234 | 7,349 | 7,458 |
| 86Y-90Y | 8,00,000 | 4,277 | 4,408 | 4,529 | 4,641 | 4,745 | 4,843 | 4,934 | 5,020 | 5,102 | 5,179 |
| 86Y-90Y | 9,00,000 | 2,956 | 3,048 | 3,134 | 3,213 | 3,286 | 3,355 | 3,420 | 3,481 | 3,538 | 3,593 |
| 86Y-90Y | 10,00,000 | 2,041 | 2,107 | 2,167 | 2,222 | 2,274 | 2,322 | 2,368 | 2,411 | 2,451 | 2,490 |

| Age | Deductible/Sum Insured (₹) | 11,00,000 | 12,00,000 | 13,00,000 | 14,00,000 | 15,00,000 | 16,00,000 | 17,00,000 | 18,00,000 | 19,00,000 | 20,00,000 |
|-----------|----------------------------|-----------|-----------|-----------|-----------|-----------|-----------|-----------|-----------|-----------|-----------|
| 91Y-95Y | 1,00,000 | 64,377 | 65,762 | 67,037 | 68,217 | 69,316 | 70,343 | 71,309 | 72,219 | 73,080 | 73,896 |
| 91Y-95Y | 2,00,000 | 39,047 | 39,990 | 40,858 | 41,662 | 42,410 | 43,109 | 43,767 | 44,387 | 44,973 | 45,529 |
| 91Y-95Y | 3,00,000 | 26,511 | 27,196 | 27,826 | 28,410 | 28,953 | 29,461 | 29,938 | 30,388 | 30,814 | 31,217 |
| 91Y-95Y | 4,00,000 | 19,216 | 19,734 | 20,211 | 20,652 | 21,063 | 21,448 | 21,809 | 22,149 | 22,471 | 22,777 |
| 91Y-95Y | 5,00,000 | 17,511 | 17,994 | 18,438 | 18,848 | 19,231 | 19,589 | 19,925 | 20,242 | 20,542 | 20,826 |
| 91Y-95Y | 6,00,000 | 11,412 | 11,744 | 12,049 | 12,331 | 12,594 | 12,839 | 13,070 | 13,288 | 13,494 | 13,689 |
| 91Y-95Y | 7,00,000 | 7,895 | 8,132 | 8,349 | 8,550 | 8,738 | 8,913 | 9,078 | 9,233 | 9,380 | 9,519 |
| 91Y-95Y | 8,00,000 | 5,458 | 5,626 | 5,780 | 5,923 | 6,056 | 6,180 | 6,297 | 6,407 | 6,512 | 6,610 |
| 91Y-95Y | 9,00,000 | 3,772 | 3,891 | 3,999 | 4,100 | 4,194 | 4,282 | 4,365 | 4,442 | 4,516 | 4,586 |
| 91Y-95Y | 10,00,000 | 2,605 | 2,689 | 2,765 | 2,836 | 2,902 | 2,964 | 3,022 | 3,077 | 3,129 | 3,178 |
| Age | Deductible/Sum Insured (₹) | 11,00,000 | 12,00,000 | 13,00,000 | 14,00,000 | 15,00,000 | 16,00,000 | 17,00,000 | 18,00,000 | 19,00,000 | 20,00,000 |
| 96Y-100Y | 1,00,000 | 82,163 | 83,931 | 85,558 | 87,064 | 88,466 | 89,778 | 91,010 | 92,171 | 93,270 | 94,313 |
| 96Y-100Y | 2,00,000 | 49,834 | 51,039 | 52,146 | 53,172 | 54,127 | 55,020 | 55,859 | 56,650 | 57,398 | 58,108 |
| 96Y-100Y | 3,00,000 | 33,836 | 34,710 | 35,514 | 36,259 | 36,952 | 37,600 | 38,209 | 38,784 | 39,327 | 39,842 |
| 96Y-100Y | 4,00,000 | 24,524 | 25,186 | 25,794 | 26,358 | 26,882 | 27,373 | 27,834 | 28,269 | 28,680 | 29,070 |
| 96Y-100Y | 5,00,000 | 22,349 | 22,965 | 23,532 | 24,056 | 24,544 | 25,001 | 25,430 | 25,834 | 26,217 | 26,580 |
| 96Y-100Y | 6,00,000 | 14,565 | 14,988 | 15,377 | 15,738 | 16,073 | 16,387 | 16,682 | 16,959 | 17,222 | 17,472 |
| 96Y-100Y | 7,00,000 | 10,076 | 10,378 | 10,656 | 10,913 | 11,152 | 11,375 | 11,586 | 11,784 | 11,971 | 12,149 |
| 96Y-100Y | 8,00,000 | 6,967 | 7,181 | 7,377 | 7,560 | 7,729 | 7,888 | 8,037 | 8,178 | 8,311 | 8,437 |
| 96Y-100Y | 9,00,000 | 4,814 | 4,965 | 5,104 | 5,233 | 5,353 | 5,465 | 5,570 | 5,670 | 5,764 | 5,853 |
| 96Y-100Y | 10,00,000 | 3,325 | 3,431 | 3,529 | 3,620 | 3,704 | 3,783 | 3,857 | 3,927 | 3,993 | 4,056 |
| Age | Deductible/Sum Insured (₹) | 11,00,000 | 12,00,000 | 13,00,000 | 14,00,000 | 15,00,000 | 16,00,000 | 17,00,000 | 18,00,000 | 19,00,000 | 20,00,000 |
| 101Y-105Y | 1,00,000 | 1,04,863 | 1,07,120 | 1,09,196 | 1,11,118 | 1,12,908 | 1,14,582 | 1,16,154 | 1,17,637 | 1,19,039 | 1,20,370 |
| 101Y-105Y | 2,00,000 | 63,603 | 65,140 | 66,553 | 67,862 | 69,081 | 70,221 | 71,292 | 72,301 | 73,256 | 74,162 |
| 101Y-105Y | 3,00,000 | 43,184 | 44,300 | 45,326 | 46,276 | 47,161 | 47,989 | 48,766 | 49,499 | 50,192 | 50,850 |
| 101Y-105Y | 4,00,000 | 31,300 | 32,144 | 32,921 | 33,640 | 34,310 | 34,936 | 35,524 | 36,079 | 36,603 | 37,101 |
| 101Y-105Y | 5,00,000 | 28,524 | 29,310 | 30,033 | 30,702 | 31,325 | 31,908 | 32,456 | 32,972 | 33,460 | 33,924 |
| 101Y-105Y | 6,00,000 | 18,589 | 19,129 | 19,626 | 20,086 | 20,514 | 20,914 | 21,290 | 21,645 | 21,980 | 22,299 |
| 101Y-105Y | 7,00,000 | 12,860 | 13,245 | 13,600 | 13,927 | 14,233 | 14,518 | 14,787 | 15,039 | 15,279 | 15,506 |
| 101Y-105Y | 8,00,000 | 8,891 | 9,164 | 9,416 | 9,648 | 9,865 | 10,067 | 10,258 | 10,437 | 10,607 | 10,768 |
| 101Y-105Y | 9,00,000 | 6,144 | 6,337 | 6,515 | 6,679 | 6,832 | 6,975 | 7,109 | 7,236 | 7,356 | 7,470 |
| 101Y-105Y | 10,00,000 | 4,244 | 4,379 | 4,504 | 4,620 | 4,727 | 4,828 | 4,923 | 5,012 | 5,096 | 5,176 |

| Age | Deductible/Sum Insured (₹) | 11,00,000 | 12,00,000 | 13,00,000 | 14,00,000 | 15,00,000 | 16,00,000 | 17,00,000 | 18,00,000 | 19,00,000 | 20,00,000 |
|-----------|----------------------------|-----------|-----------|-----------|-----------|-----------|-----------|-----------|-----------|-----------|-----------|
| 106Y-110Y | 1,00,000 | 1,33,835 | 1,36,715 | 1,39,365 | 1,41,818 | 1,44,102 | 1,46,239 | 1,48,245 | 1,50,138 | 1,51,927 | 1,53,625 |
| 106Y-110Y | 2,00,000 | 81,175 | 83,136 | 84,941 | 86,611 | 88,167 | 89,622 | 90,988 | 92,277 | 93,495 | 94,652 |
| 106Y-110Y | 3,00,000 | 55,115 | 56,539 | 57,849 | 59,062 | 60,191 | 61,247 | 62,239 | 63,175 | 64,059 | 64,899 |
| 106Y-110Y | 4,00,000 | 39,948 | 41,025 | 42,016 | 42,934 | 43,789 | 44,588 | 45,339 | 46,046 | 46,716 | 47,351 |
| 106Y-110Y | 5,00,000 | 36,405 | 37,408 | 38,330 | 39,185 | 39,980 | 40,724 | 41,423 | 42,082 | 42,705 | 43,296 |
| 106Y-110Y | 6,00,000 | 23,725 | 24,414 | 25,048 | 25,635 | 26,181 | 26,692 | 27,172 | 27,625 | 28,053 | 28,459 |
| 106Y-110Y | 7,00,000 | 16,414 | 16,905 | 17,357 | 17,775 | 18,165 | 18,529 | 18,872 | 19,195 | 19,500 | 19,790 |
| 106Y-110Y | 8,00,000 | 11,348 | 11,696 | 12,017 | 12,314 | 12,590 | 12,849 | 13,092 | 13,320 | 13,537 | 13,743 |
| 106Y-110Y | 9,00,000 | 7,842 | 8,088 | 8,315 | 8,524 | 8,719 | 8,902 | 9,074 | 9,235 | 9,388 | 9,534 |
| 106Y-110Y | 10,00,000 | 5,416 | 5,589 | 5,749 | 5,896 | 6,034 | 6,162 | 6,283 | 6,397 | 6,504 | 6,606 |
| Age | Deductible/Sum Insured (₹) | 11,00,000 | 12,00,000 | 13,00,000 | 14,00,000 | 15,00,000 | 16,00,000 | 17,00,000 | 18,00,000 | 19,00,000 | 20,00,000 |
| 111Y-115Y | 1,00,000 | 1,70,811 | 1,74,487 | 1,77,869 | 1,81,000 | 1,83,915 | 1,86,642 | 1,89,203 | 1,91,618 | 1,93,902 | 1,96,069 |
| 111Y-115Y | 2,00,000 | 1,03,602 | 1,06,105 | 1,08,408 | 1,10,540 | 1,12,525 | 1,14,382 | 1,16,127 | 1,17,771 | 1,19,327 | 1,20,802 |
| 111Y-115Y | 3,00,000 | 70,342 | 72,159 | 73,831 | 75,379 | 76,820 | 78,168 | 79,435 | 80,629 | 81,758 | 82,829 |
| 111Y-115Y | 4,00,000 | 50,985 | 52,360 | 53,625 | 54,796 | 55,887 | 56,907 | 57,865 | 58,768 | 59,623 | 60,433 |
| 111Y-115Y | 5,00,000 | 46,463 | 47,743 | 48,920 | 50,011 | 51,026 | 51,975 | 52,867 | 53,708 | 54,503 | 55,258 |
| 111Y-115Y | 6,00,000 | 30,280 | 31,159 | 31,968 | 32,717 | 33,415 | 34,067 | 34,680 | 35,257 | 35,804 | 36,322 |
| 111Y-115Y | 7,00,000 | 20,948 | 21,575 | 22,152 | 22,686 | 23,184 | 23,649 | 24,086 | 24,498 | 24,887 | 25,257 |
| 111Y-115Y | 8,00,000 | 14,483 | 14,928 | 15,337 | 15,716 | 16,069 | 16,399 | 16,708 | 17,001 | 17,277 | 17,539 |
| 111Y-115Y | 9,00,000 | 10,008 | 10,323 | 10,612 | 10,879 | 11,129 | 11,362 | 11,581 | 11,787 | 11,982 | 12,167 |
| 111Y-115Y | 10,00,000 | 6,912 | 7,133 | 7,337 | 7,525 | 7,701 | 7,865 | 8,019 | 8,164 | 8,301 | 8,432 |
| Age | Deductible/Sum Insured (₹) | 21,00,000 | 22,00,000 | 23,00,000 | 24,00,000 | 25,00,000 | 26,00,000 | 27,00,000 | 28,00,000 | 29,00,000 | 30,00,000 |
| 3M-18Y | 1,00,000 | 2,847 | 2,875 | 2,902 | 2,928 | 2,952 | 2,976 | 2,999 | 3,021 | 3,042 | 3,063 |
| 3M-18Y | 2,00,000 | 1,756 | 1,775 | 1,793 | 1,811 | 1,828 | 1,844 | 1,860 | 1,875 | 1,889 | 1,903 |
| 3M-18Y | 3,00,000 | 1,205 | 1,219 | 1,232 | 1,245 | 1,257 | 1,269 | 1,280 | 1,291 | 1,302 | 1,312 |
| 3M-18Y | 4,00,000 | 879 | 890 | 900 | 910 | 919 | 928 | 936 | 945 | 953 | 960 |
| 3M-18Y | 5,00,000 | 670 | 678 | 686 | 694 | 701 | 708 | 714 | 721 | 727 | 733 |
| 3M-18Y | 6,00,000 | 441 | 446 | 452 | 457 | 462 | 467 | 471 | 476 | 480 | 484 |
| 3M-18Y | 7,00,000 | 307 | 311 | 314 | 318 | 322 | 325 | 328 | 331 | 334 | 337 |
| 3M-18Y | 8,00,000 | 213 | 216 | 219 | 221 | 224 | 226 | 228 | 231 | 233 | 235 |
| 3M-18Y | 9,00,000 | 200 | 200 | 200 | 200 | 200 | 200 | 200 | 200 | 200 | 200 |
| 3M-18Y | 10,00,000 | 200 | 200 | 200 | 200 | 200 | 200 | 200 | 200 | 200 | 200 |

| Age | Deductible/Sum Insured (₹) | 21,00,000 | 22,00,000 | 23,00,000 | 24,00,000 | 25,00,000 | 26,00,000 | 27,00,000 | 28,00,000 | 29,00,000 | 30,00,000 |
|---------|----------------------------|-----------|-----------|-----------|-----------|-----------|-----------|-----------|-----------|-----------|-----------|
| 19Y-35Y | 1,00,000 | 3,542 | 3,577 | 3,610 | 3,643 | 3,673 | 3,703 | 3,732 | 3,759 | 3,786 | 3,811 |
| 19Y-35Y | 2,00,000 | 2,185 | 2,208 | 2,231 | 2,253 | 2,274 | 2,294 | 2,314 | 2,333 | 2,351 | 2,368 |
| 19Y-35Y | 3,00,000 | 1,499 | 1,516 | 1,533 | 1,549 | 1,564 | 1,579 | 1,593 | 1,606 | 1,619 | 1,632 |
| 19Y-35Y | 4,00,000 | 1,094 | 1,107 | 1,120 | 1,132 | 1,143 | 1,154 | 1,165 | 1,175 | 1,185 | 1,195 |
| 19Y-35Y | 5,00,000 | 834 | 844 | 854 | 863 | 872 | 881 | 889 | 897 | 905 | 912 |
| 19Y-35Y | 6,00,000 | 548 | 555 | 562 | 569 | 575 | 581 | 586 | 592 | 597 | 602 |
| 19Y-35Y | 7,00,000 | 381 | 386 | 391 | 396 | 400 | 404 | 408 | 412 | 416 | 420 |
| 19Y-35Y | 8,00,000 | 265 | 269 | 272 | 275 | 278 | 281 | 284 | 287 | 290 | 292 |
| 19Y-35Y | 9,00,000 | 200 | 200 | 200 | 200 | 200 | 200 | 200 | 200 | 201 | 203 |
| 19Y-35Y | 10,00,000 | 200 | 200 | 200 | 200 | 200 | 200 | 200 | 200 | 200 | 200 |
| Age | Deductible/Sum Insured (₹) | 21,00,000 | 22,00,000 | 23,00,000 | 24,00,000 | 25,00,000 | 26,00,000 | 27,00,000 | 28,00,000 | 29,00,000 | 30,00,000 |
| 36Y-40Y | 1,00,000 | 4,371 | 4,414 | 4,456 | 4,495 | 4,533 | 4,570 | 4,605 | 4,639 | 4,672 | 4,703 |
| 36Y-40Y | 2,00,000 | 2,696 | 2,725 | 2,754 | 2,781 | 2,807 | 2,832 | 2,855 | 2,879 | 2,901 | 2,922 |
| 36Y-40Y | 3,00,000 | 1,850 | 1,871 | 1,892 | 1,911 | 1,930 | 1,948 | 1,966 | 1,982 | 1,998 | 2,014 |
| 36Y-40Y | 4,00,000 | 1,350 | 1,366 | 1,382 | 1,397 | 1,411 | 1,425 | 1,438 | 1,451 | 1,463 | 1,475 |
| 36Y-40Y | 5,00,000 | 1,029 | 1,042 | 1,054 | 1,065 | 1,076 | 1,087 | 1,097 | 1,107 | 1,116 | 1,126 |
| 36Y-40Y | 6,00,000 | 677 | 685 | 694 | 702 | 709 | 716 | 724 | 730 | 737 | 743 |
| 36Y-40Y | 7,00,000 | 471 | 477 | 483 | 488 | 494 | 499 | 504 | 509 | 514 | 518 |
| 36Y-40Y | 8,00,000 | 327 | 331 | 336 | 340 | 343 | 347 | 351 | 354 | 357 | 361 |
| 36Y-40Y | 9,00,000 | 227 | 230 | 233 | 236 | 238 | 241 | 244 | 246 | 248 | 251 |
| 36Y-40Y | 10,00,000 | 200 | 200 | 200 | 200 | 200 | 200 | 200 | 200 | 200 | 200 |
| Age | Deductible/Sum Insured (₹) | 21,00,000 | 22,00,000 | 23,00,000 | 24,00,000 | 25,00,000 | 26,00,000 | 27,00,000 | 28,00,000 | 29,00,000 | 30,00,000 |
| 41Y-45Y | 1,00,000 | 5,077 | 5,127 | 5,176 | 5,222 | 5,266 | 5,308 | 5,349 | 5,389 | 5,427 | 5,463 |
| 41Y-45Y | 2,00,000 | 3,132 | 3,166 | 3,199 | 3,230 | 3,260 | 3,289 | 3,317 | 3,344 | 3,370 | 3,394 |
| 41Y-45Y | 3,00,000 | 2,149 | 2,174 | 2,197 | 2,220 | 2,242 | 2,263 | 2,283 | 2,303 | 2,321 | 2,340 |
| 41Y-45Y | 4,00,000 | 1,568 | 1,587 | 1,605 | 1,622 | 1,639 | 1,655 | 1,670 | 1,685 | 1,699 | 1,713 |
| 41Y-45Y | 5,00,000 | 1,195 | 1,210 | 1,224 | 1,237 | 1,250 | 1,262 | 1,274 | 1,286 | 1,297 | 1,307 |
| 41Y-45Y | 6,00,000 | 786 | 796 | 806 | 815 | 824 | 832 | 840 | 848 | 856 | 863 |
| 41Y-45Y | 7,00,000 | 547 | 554 | 561 | 567 | 574 | 580 | 586 | 591 | 597 | 602 |
| 41Y-45Y | 8,00,000 | 380 | 385 | 390 | 394 | 399 | 403 | 407 | 411 | 415 | 419 |
| 41Y-45Y | 9,00,000 | 264 | 267 | 271 | 274 | 277 | 280 | 283 | 286 | 288 | 291 |
| 41Y-45Y | 10,00,000 | 200 | 200 | 200 | 200 | 200 | 200 | 200 | 200 | 200 | 202 |

| Age | Deductible/Sum Insured (₹) | 21,00,000 | 22,00,000 | 23,00,000 | 24,00,000 | 25,00,000 | 26,00,000 | 27,00,000 | 28,00,000 | 29,00,000 | 30,00,000 |
|---------|----------------------------|-----------|-----------|-----------|-----------|-----------|-----------|-----------|-----------|-----------|-----------|
| 46Y-55Y | 1,00,000 | 6,857 | 6,925 | 6,990 | 7,053 | 7,112 | 7,170 | 7,225 | 7,278 | 7,329 | 7,379 |
| 46Y-55Y | 2,00,000 | 4,230 | 4,276 | 4,320 | 4,363 | 4,403 | 4,442 | 4,480 | 4,516 | 4,551 | 4,585 |
| 46Y-55Y | 3,00,000 | 2,902 | 2,936 | 2,968 | 2,999 | 3,028 | 3,056 | 3,084 | 3,110 | 3,135 | 3,160 |
| 46Y-55Y | 4,00,000 | 2,118 | 2,144 | 2,168 | 2,191 | 2,214 | 2,235 | 2,256 | 2,276 | 2,295 | 2,313 |
| 46Y-55Y | 5,00,000 | 1,614 | 1,634 | 1,653 | 1,671 | 1,688 | 1,705 | 1,721 | 1,737 | 1,751 | 1,766 |
| 46Y-55Y | 6,00,000 | 1,062 | 1,075 | 1,088 | 1,101 | 1,113 | 1,124 | 1,135 | 1,146 | 1,156 | 1,166 |
| 46Y-55Y | 7,00,000 | 739 | 748 | 758 | 766 | 775 | 783 | 791 | 798 | 806 | 813 |
| 46Y-55Y | 8,00,000 | 513 | 520 | 526 | 533 | 539 | 545 | 550 | 555 | 561 | 566 |
| 46Y-55Y | 9,00,000 | 356 | 361 | 365 | 370 | 374 | 378 | 382 | 386 | 390 | 393 |
| 46Y-55Y | 10,00,000 | 247 | 250 | 253 | 257 | 260 | 262 | 265 | 268 | 270 | 273 |
| Age | Deductible/Sum Insured (₹) | 21,00,000 | 22,00,000 | 23,00,000 | 24,00,000 | 25,00,000 | 26,00,000 | 27,00,000 | 28,00,000 | 29,00,000 | 30,00,000 |
| 56Y-60Y | 1,00,000 | 11,146 | 11,257 | 11,363 | 11,464 | 11,561 | 11,654 | 11,744 | 11,830 | 11,914 | 11,994 |
| 56Y-60Y | 2,00,000 | 6,875 | 6,950 | 7,022 | 7,091 | 7,157 | 7,221 | 7,282 | 7,341 | 7,397 | 7,452 |
| 56Y-60Y | 3,00,000 | 4,717 | 4,772 | 4,824 | 4,874 | 4,922 | 4,968 | 5,012 | 5,055 | 5,096 | 5,136 |
| 56Y-60Y | 4,00,000 | 3,443 | 3,485 | 3,524 | 3,562 | 3,598 | 3,633 | 3,667 | 3,699 | 3,730 | 3,760 |
| 56Y-60Y | 5,00,000 | 2,624 | 2,656 | 2,687 | 2,716 | 2,744 | 2,772 | 2,798 | 2,823 | 2,847 | 2,870 |
| 56Y-60Y | 6,00,000 | 1,726 | 1,748 | 1,769 | 1,789 | 1,809 | 1,827 | 1,845 | 1,862 | 1,879 | 1,895 |
| 56Y-60Y | 7,00,000 | 1,201 | 1,216 | 1,231 | 1,246 | 1,259 | 1,273 | 1,285 | 1,298 | 1,310 | 1,321 |
| 56Y-60Y | 8,00,000 | 834 | 845 | 856 | 866 | 876 | 885 | 894 | 903 | 911 | 919 |
| 56Y-60Y | 9,00,000 | 579 | 587 | 594 | 601 | 608 | 615 | 621 | 627 | 633 | 639 |
| 56Y-60Y | 10,00,000 | 401 | 407 | 412 | 417 | 422 | 427 | 431 | 435 | 440 | 444 |
| Age | Deductible/Sum Insured (₹) | 21,00,000 | 22,00,000 | 23,00,000 | 24,00,000 | 25,00,000 | 26,00,000 | 27,00,000 | 28,00,000 | 29,00,000 | 30,00,000 |
| 61Y-65Y | 1,00,000 | 14,217 | 14,358 | 14,492 | 14,621 | 14,745 | 14,864 | 14,978 | 15,089 | 15,195 | 15,298 |
| 61Y-65Y | 2,00,000 | 8,769 | 8,865 | 8,956 | 9,044 | 9,129 | 9,210 | 9,288 | 9,363 | 9,435 | 9,505 |
| 61Y-65Y | 3,00,000 | 6,016 | 6,086 | 6,153 | 6,217 | 6,278 | 6,336 | 6,393 | 6,448 | 6,500 | 6,551 |
| 61Y-65Y | 4,00,000 | 4,392 | 4,444 | 4,495 | 4,543 | 4,589 | 4,634 | 4,677 | 4,718 | 4,758 | 4,796 |
| 61Y-65Y | 5,00,000 | 3,347 | 3,388 | 3,427 | 3,465 | 3,500 | 3,535 | 3,568 | 3,600 | 3,631 | 3,661 |
| 61Y-65Y | 6,00,000 | 2,201 | 2,229 | 2,256 | 2,282 | 2,307 | 2,330 | 2,353 | 2,375 | 2,396 | 2,417 |
| 61Y-65Y | 7,00,000 | 1,531 | 1,551 | 1,570 | 1,589 | 1,606 | 1,623 | 1,640 | 1,655 | 1,670 | 1,685 |
| 61Y-65Y | 8,00,000 | 1,064 | 1,078 | 1,091 | 1,104 | 1,117 | 1,129 | 1,140 | 1,152 | 1,162 | 1,173 |
| 61Y-65Y | 9,00,000 | 738 | 748 | 758 | 767 | 776 | 784 | 792 | 800 | 808 | 815 |
| 61Y-65Y | 10,00,000 | 512 | 519 | 525 | 532 | 538 | 544 | 550 | 555 | 561 | 566 |

| Age | Deductible/Sum Insured (₹) | 21,00,000 | 22,00,000 | 23,00,000 | 24,00,000 | 25,00,000 | 26,00,000 | 27,00,000 | 28,00,000 | 29,00,000 | 30,00,000 |
|---------|----------------------------|-----------|-----------|-----------|-----------|-----------|-----------|-----------|-----------|-----------|-----------|
| 66Y-70Y | 1,00,000 | 21,344 | 21,555 | 21,758 | 21,951 | 22,137 | 22,316 | 22,487 | 22,653 | 22,813 | 22,967 |
| 66Y-70Y | 2,00,000 | 13,165 | 13,309 | 13,447 | 13,579 | 13,705 | 13,827 | 13,944 | 14,056 | 14,165 | 14,270 |
| 66Y-70Y | 3,00,000 | 9,033 | 9,137 | 9,237 | 9,333 | 9,425 | 9,513 | 9,598 | 9,680 | 9,759 | 9,835 |
| 66Y-70Y | 4,00,000 | 6,593 | 6,672 | 6,748 | 6,821 | 6,890 | 6,957 | 7,021 | 7,083 | 7,143 | 7,201 |
| 66Y-70Y | 5,00,000 | 6,030 | 6,104 | 6,174 | 6,242 | 6,306 | 6,368 | 6,428 | 6,486 | 6,542 | 6,595 |
| 66Y-70Y | 6,00,000 | 3,966 | 4,017 | 4,065 | 4,111 | 4,156 | 4,198 | 4,240 | 4,279 | 4,317 | 4,354 |
| 66Y-70Y | 7,00,000 | 2,759 | 2,795 | 2,829 | 2,862 | 2,894 | 2,925 | 2,954 | 2,982 | 3,009 | 3,036 |
| 66Y-70Y | 8,00,000 | 1,916 | 1,942 | 1,966 | 1,990 | 2,012 | 2,034 | 2,055 | 2,075 | 2,094 | 2,113 |
| 66Y-70Y | 9,00,000 | 1,330 | 1,348 | 1,365 | 1,382 | 1,398 | 1,413 | 1,427 | 1,442 | 1,455 | 1,468 |
| 66Y-70Y | 10,00,000 | 922 | 934 | 947 | 958 | 969 | 980 | 990 | 1,000 | 1,010 | 1,019 |
| Age | Deductible/Sum Insured (₹) | 21,00,000 | 22,00,000 | 23,00,000 | 24,00,000 | 25,00,000 | 26,00,000 | 27,00,000 | 28,00,000 | 29,00,000 | 30,00,000 |
| 71Y-75Y | 1,00,000 | 28,144 | 28,423 | 28,690 | 28,945 | 29,190 | 29,425 | 29,652 | 29,870 | 30,081 | 30,284 |
| 71Y-75Y | 2,00,000 | 17,359 | 17,549 | 17,731 | 17,905 | 18,071 | 18,232 | 18,386 | 18,535 | 18,678 | 18,816 |
| 71Y-75Y | 3,00,000 | 11,910 | 12,048 | 12,180 | 12,306 | 12,428 | 12,544 | 12,656 | 12,764 | 12,868 | 12,969 |
| 71Y-75Y | 4,00,000 | 8,694 | 8,798 | 8,898 | 8,994 | 9,085 | 9,173 | 9,258 | 9,340 | 9,418 | 9,495 |
| 71Y-75Y | 5,00,000 | 7,951 | 8,048 | 8,141 | 8,230 | 8,315 | 8,397 | 8,476 | 8,552 | 8,626 | 8,697 |
| 71Y-75Y | 6,00,000 | 5,229 | 5,296 | 5,360 | 5,421 | 5,480 | 5,536 | 5,590 | 5,642 | 5,693 | 5,742 |
| 71Y-75Y | 7,00,000 | 3,638 | 3,685 | 3,731 | 3,774 | 3,816 | 3,856 | 3,895 | 3,932 | 3,968 | 4,003 |
| 71Y-75Y | 8,00,000 | 2,527 | 2,561 | 2,593 | 2,624 | 2,653 | 2,682 | 2,709 | 2,736 | 2,761 | 2,786 |
| 71Y-75Y | 9,00,000 | 1,753 | 1,777 | 1,800 | 1,822 | 1,843 | 1,863 | 1,882 | 1,901 | 1,919 | 1,936 |
| 71Y-75Y | 10,00,000 | 1,215 | 1,232 | 1,248 | 1,264 | 1,278 | 1,292 | 1,306 | 1,319 | 1,332 | 1,344 |
| Age | Deductible/Sum Insured (₹) | 21,00,000 | 22,00,000 | 23,00,000 | 24,00,000 | 25,00,000 | 26,00,000 | 27,00,000 | 28,00,000 | 29,00,000 | 30,00,000 |
| 76Y-80Y | 1,00,000 | 35,919 | 36,275 | 36,616 | 36,942 | 37,255 | 37,555 | 37,844 | 38,123 | 38,391 | 38,651 |
| 76Y-80Y | 2,00,000 | 22,155 | 22,397 | 22,629 | 22,851 | 23,064 | 23,269 | 23,466 | 23,655 | 23,838 | 24,015 |
| 76Y-80Y | 3,00,000 | 15,201 | 15,377 | 15,545 | 15,707 | 15,861 | 16,010 | 16,153 | 16,290 | 16,423 | 16,552 |
| 76Y-80Y | 4,00,000 | 11,096 | 11,229 | 11,356 | 11,478 | 11,595 | 11,708 | 11,816 | 11,920 | 12,021 | 12,118 |
| 76Y-80Y | 5,00,000 | 10,148 | 10,272 | 10,391 | 10,504 | 10,613 | 10,718 | 10,818 | 10,915 | 11,009 | 11,099 |
| 76Y-80Y | 6,00,000 | 6,674 | 6,760 | 6,841 | 6,919 | 6,994 | 7,066 | 7,135 | 7,201 | 7,266 | 7,328 |
| 76Y-80Y | 7,00,000 | 4,643 | 4,703 | 4,761 | 4,817 | 4,870 | 4,922 | 4,971 | 5,018 | 5,064 | 5,109 |
| 76Y-80Y | 8,00,000 | 3,225 | 3,268 | 3,309 | 3,349 | 3,387 | 3,423 | 3,458 | 3,492 | 3,524 | 3,556 |
| 76Y-80Y | 9,00,000 | 2,238 | 2,268 | 2,297 | 2,325 | 2,352 | 2,378 | 2,402 | 2,426 | 2,449 | 2,471 |
| 76Y-80Y | 10,00,000 | 1,551 | 1,572 | 1,593 | 1,613 | 1,631 | 1,649 | 1,667 | 1,684 | 1,700 | 1,715 |

| Age | Deductible/Sum Insured (₹) | 21,00,000 | 22,00,000 | 23,00,000 | 24,00,000 | 25,00,000 | 26,00,000 | 27,00,000 | 28,00,000 | 29,00,000 | 30,00,000 |
|---------|----------------------------|-----------|-----------|-----------|-----------|-----------|-----------|-----------|-----------|-----------|-----------|
| 81Y-85Y | 1,00,000 | 45,843 | 46,298 | 46,732 | 47,148 | 47,547 | 47,931 | 48,300 | 48,655 | 48,998 | 49,330 |
| 81Y-85Y | 2,00,000 | 28,276 | 28,585 | 28,881 | 29,165 | 29,436 | 29,697 | 29,949 | 30,191 | 30,424 | 30,650 |
| 81Y-85Y | 3,00,000 | 19,401 | 19,625 | 19,840 | 20,046 | 20,243 | 20,433 | 20,615 | 20,791 | 20,961 | 21,124 |
| 81Y-85Y | 4,00,000 | 14,161 | 14,331 | 14,494 | 14,650 | 14,799 | 14,942 | 15,080 | 15,213 | 15,342 | 15,466 |
| 81Y-85Y | 5,00,000 | 12,952 | 13,110 | 13,261 | 13,406 | 13,545 | 13,679 | 13,807 | 13,931 | 14,050 | 14,166 |
| 81Y-85Y | 6,00,000 | 8,518 | 8,627 | 8,731 | 8,831 | 8,926 | 9,018 | 9,106 | 9,191 | 9,273 | 9,352 |
| 81Y-85Y | 7,00,000 | 5,925 | 6,003 | 6,077 | 6,148 | 6,216 | 6,281 | 6,344 | 6,405 | 6,464 | 6,520 |
| 81Y-85Y | 8,00,000 | 4,116 | 4,171 | 4,224 | 4,274 | 4,322 | 4,369 | 4,413 | 4,456 | 4,498 | 4,538 |
| 81Y-85Y | 9,00,000 | 2,856 | 2,895 | 2,932 | 2,968 | 3,002 | 3,035 | 3,066 | 3,096 | 3,126 | 3,154 |
| 81Y-85Y | 10,00,000 | 1,980 | 2,007 | 2,033 | 2,058 | 2,082 | 2,105 | 2,127 | 2,149 | 2,169 | 2,189 |
| Age | Deductible/Sum Insured (₹) | 21,00,000 | 22,00,000 | 23,00,000 | 24,00,000 | 25,00,000 | 26,00,000 | 27,00,000 | 28,00,000 | 29,00,000 | 30,00,000 |
| 86Y-90Y | 1,00,000 | 58,509 | 59,089 | 59,644 | 60,175 | 60,684 | 61,173 | 61,644 | 62,098 | 62,536 | 62,959 |
| 86Y-90Y | 2,00,000 | 36,088 | 36,483 | 36,861 | 37,222 | 37,569 | 37,902 | 38,223 | 38,532 | 38,830 | 39,118 |
| 86Y-90Y | 3,00,000 | 24,761 | 25,048 | 25,322 | 25,584 | 25,836 | 26,078 | 26,311 | 26,535 | 26,752 | 26,961 |
| 86Y-90Y | 4,00,000 | 18,074 | 18,291 | 18,498 | 18,697 | 18,888 | 19,071 | 19,247 | 19,417 | 19,580 | 19,739 |
| 86Y-90Y | 5,00,000 | 16,530 | 16,732 | 16,925 | 17,110 | 17,287 | 17,458 | 17,622 | 17,780 | 17,932 | 18,079 |
| 86Y-90Y | 6,00,000 | 10,872 | 11,011 | 11,143 | 11,270 | 11,392 | 11,509 | 11,622 | 11,730 | 11,835 | 11,936 |
| 86Y-90Y | 7,00,000 | 7,562 | 7,661 | 7,756 | 7,847 | 7,933 | 8,017 | 8,097 | 8,175 | 8,249 | 8,321 |
| 86Y-90Y | 8,00,000 | 5,253 | 5,323 | 5,390 | 5,455 | 5,516 | 5,576 | 5,633 | 5,687 | 5,740 | 5,792 |
| 86Y-90Y | 9,00,000 | 3,645 | 3,695 | 3,742 | 3,788 | 3,831 | 3,873 | 3,913 | 3,952 | 3,989 | 4,025 |
| 86Y-90Y | 10,00,000 | 2,527 | 2,561 | 2,595 | 2,627 | 2,657 | 2,687 | 2,715 | 2,742 | 2,769 | 2,794 |
| Age | Deductible/Sum Insured (₹) | 21,00,000 | 22,00,000 | 23,00,000 | 24,00,000 | 25,00,000 | 26,00,000 | 27,00,000 | 28,00,000 | 29,00,000 | 30,00,000 |
| 91Y-95Y | 1,00,000 | 74,673 | 75,414 | 76,122 | 76,800 | 77,450 | 78,074 | 78,675 | 79,254 | 79,813 | 80,353 |
| 91Y-95Y | 2,00,000 | 46,058 | 46,563 | 47,045 | 47,506 | 47,949 | 48,374 | 48,783 | 49,178 | 49,558 | 49,926 |
| 91Y-95Y | 3,00,000 | 31,602 | 31,968 | 32,318 | 32,653 | 32,974 | 33,283 | 33,580 | 33,866 | 34,143 | 34,409 |
| 91Y-95Y | 4,00,000 | 23,067 | 23,344 | 23,609 | 23,863 | 24,106 | 24,340 | 24,564 | 24,781 | 24,990 | 25,192 |
| 91Y-95Y | 5,00,000 | 21,097 | 21,355 | 21,601 | 21,837 | 22,063 | 22,281 | 22,490 | 22,692 | 22,886 | 23,074 |
| 91Y-95Y | 6,00,000 | 13,875 | 14,053 | 14,222 | 14,384 | 14,539 | 14,689 | 14,833 | 14,971 | 15,105 | 15,234 |
| 91Y-95Y | 7,00,000 | 9,652 | 9,778 | 9,899 | 10,014 | 10,125 | 10,232 | 10,334 | 10,433 | 10,528 | 10,620 |
| 91Y-95Y | 8,00,000 | 6,704 | 6,794 | 6,880 | 6,962 | 7,040 | 7,116 | 7,189 | 7,259 | 7,326 | 7,392 |
| 91Y-95Y | 9,00,000 | 4,652 | 4,716 | 4,776 | 4,834 | 4,890 | 4,943 | 4,994 | 5,044 | 5,092 | 5,138 |
| 91Y-95Y | 10,00,000 | 3,225 | 3,269 | 3,312 | 3,352 | 3,392 | 3,429 | 3,465 | 3,500 | 3,534 | 3,566 |

| Age | Deductible/Sum Insured (₹) | 21,00,000 | 22,00,000 | 23,00,000 | 24,00,000 | 25,00,000 | 26,00,000 | 27,00,000 | 28,00,000 | 29,00,000 | 30,00,000 |
|-----------|----------------------------|-----------|-----------|-----------|-----------|-----------|-----------|-----------|-----------|-----------|-----------|
| 96Y-100Y | 1,00,000 | 95,304 | 96,250 | 97,153 | 98,018 | 98,848 | 99,645 | 1,00,412 | 1,01,151 | 1,01,864 | 1,02,553 |
| 96Y-100Y | 2,00,000 | 58,783 | 59,427 | 60,042 | 60,631 | 61,196 | 61,739 | 62,261 | 62,765 | 63,250 | 63,719 |
| 96Y-100Y | 3,00,000 | 40,332 | 40,800 | 41,246 | 41,674 | 42,084 | 42,478 | 42,857 | 43,223 | 43,575 | 43,916 |
| 96Y-100Y | 4,00,000 | 29,440 | 29,794 | 30,132 | 30,456 | 30,766 | 31,064 | 31,351 | 31,628 | 31,894 | 32,152 |
| 96Y-100Y | 5,00,000 | 26,925 | 27,255 | 27,569 | 27,870 | 28,159 | 28,437 | 28,704 | 28,961 | 29,210 | 29,449 |
| 96Y-100Y | 6,00,000 | 17,709 | 17,935 | 18,151 | 18,358 | 18,556 | 18,747 | 18,931 | 19,107 | 19,278 | 19,443 |
| 96Y-100Y | 7,00,000 | 12,318 | 12,479 | 12,634 | 12,781 | 12,923 | 13,059 | 13,189 | 13,316 | 13,437 | 13,555 |
| 96Y-100Y | 8,00,000 | 8,557 | 8,671 | 8,780 | 8,885 | 8,985 | 9,082 | 9,175 | 9,264 | 9,350 | 9,434 |
| 96Y-100Y | 9,00,000 | 5,938 | 6,018 | 6,096 | 6,169 | 6,240 | 6,309 | 6,374 | 6,437 | 6,498 | 6,557 |
| 96Y-100Y | 10,00,000 | 4,115 | 4,172 | 4,227 | 4,279 | 4,329 | 4,377 | 4,423 | 4,467 | 4,510 | 4,551 |
| Age | Deductible/Sum Insured (₹) | 21,00,000 | 22,00,000 | 23,00,000 | 24,00,000 | 25,00,000 | 26,00,000 | 27,00,000 | 28,00,000 | 29,00,000 | 30,00,000 |
| 101Y-105Y | 1,00,000 | 1,21,635 | 1,22,842 | 1,23,995 | 1,25,099 | 1,26,157 | 1,27,175 | 1,28,154 | 1,29,097 | 1,30,007 | 1,30,886 |
| 101Y-105Y | 2,00,000 | 75,024 | 75,846 | 76,631 | 77,382 | 78,103 | 78,796 | 79,463 | 80,105 | 80,725 | 81,324 |
| 101Y-105Y | 3,00,000 | 51,476 | 52,072 | 52,642 | 53,188 | 53,711 | 54,214 | 54,698 | 55,165 | 55,615 | 56,049 |
| 101Y-105Y | 4,00,000 | 37,574 | 38,026 | 38,457 | 38,870 | 39,266 | 39,647 | 40,013 | 40,366 | 40,706 | 41,035 |
| 101Y-105Y | 5,00,000 | 34,364 | 34,784 | 35,186 | 35,570 | 35,939 | 36,293 | 36,634 | 36,963 | 37,280 | 37,586 |
| 101Y-105Y | 6,00,000 | 22,601 | 22,890 | 23,166 | 23,430 | 23,683 | 23,927 | 24,161 | 24,386 | 24,604 | 24,815 |
| 101Y-105Y | 7,00,000 | 15,721 | 15,927 | 16,124 | 16,312 | 16,493 | 16,666 | 16,833 | 16,994 | 17,150 | 17,300 |
| 101Y-105Y | 8,00,000 | 10,921 | 11,067 | 11,206 | 11,340 | 11,468 | 11,591 | 11,710 | 11,824 | 11,934 | 12,040 |
| 101Y-105Y | 9,00,000 | 7,578 | 7,681 | 7,780 | 7,874 | 7,964 | 8,051 | 8,135 | 8,216 | 8,294 | 8,369 |
| 101Y-105Y | 10,00,000 | 5,252 | 5,325 | 5,394 | 5,461 | 5,524 | 5,586 | 5,645 | 5,701 | 5,756 | 5,809 |
| Age | Deductible/Sum Insured (₹) | 21,00,000 | 22,00,000 | 23,00,000 | 24,00,000 | 25,00,000 | 26,00,000 | 27,00,000 | 28,00,000 | 29,00,000 | 30,00,000 |
| 106Y-110Y | 1,00,000 | 1,55,241 | 1,56,781 | 1,58,252 | 1,59,661 | 1,61,012 | 1,62,311 | 1,63,560 | 1,64,764 | 1,65,926 | 1,67,048 |
| 106Y-110Y | 2,00,000 | 95,752 | 96,800 | 97,802 | 98,762 | 99,682 | 1,00,566 | 1,01,417 | 1,02,237 | 1,03,028 | 1,03,792 |
| 106Y-110Y | 3,00,000 | 65,697 | 66,459 | 67,186 | 67,883 | 68,551 | 69,193 | 69,810 | 70,406 | 70,980 | 71,535 |
| 106Y-110Y | 4,00,000 | 47,955 | 48,531 | 49,082 | 49,609 | 50,115 | 50,600 | 51,068 | 51,518 | 51,953 | 52,372 |
| 106Y-110Y | 5,00,000 | 43,859 | 44,395 | 44,907 | 45,398 | 45,868 | 46,320 | 46,756 | 47,175 | 47,579 | 47,970 |
| 106Y-110Y | 6,00,000 | 28,846 | 29,214 | 29,566 | 29,903 | 30,227 | 30,537 | 30,836 | 31,124 | 31,402 | 31,670 |
| 106Y-110Y | 7,00,000 | 20,065 | 20,328 | 20,579 | 20,819 | 21,050 | 21,271 | 21,484 | 21,690 | 21,888 | 22,079 |
| 106Y-110Y | 8,00,000 | 13,938 | 14,124 | 14,302 | 14,473 | 14,636 | 14,794 | 14,945 | 15,090 | 15,231 | 15,367 |
| 106Y-110Y | 9,00,000 | 9,672 | 9,803 | 9,929 | 10,049 | 10,165 | 10,276 | 10,383 | 10,486 | 10,585 | 10,681 |
| 106Y-110Y | 10,00,000 | 6,704 | 6,796 | 6,885 | 6,970 | 7,051 | 7,129 | 7,204 | 7,276 | 7,346 | 7,414 |

| Age | Deductible/Sum Insured (₹) | 21,00,000 | 22,00,000 | 23,00,000 | 24,00,000 | 25,00,000 | 26,00,000 | 27,00,000 | 28,00,000 | 29,00,000 | 30,00,000 |
|-----------|----------------------------|-----------|-----------|-----------|-----------|-----------|-----------|-----------|-----------|-----------|-----------|
| 111Y-115Y | 1,00,000 | 1,98,131 | 2,00,096 | 2,01,974 | 2,03,772 | 2,05,497 | 2,07,154 | 2,08,749 | 2,10,285 | 2,11,768 | 2,13,200 |
| 111Y-115Y | 2,00,000 | 1,22,206 | 1,23,544 | 1,24,823 | 1,26,048 | 1,27,222 | 1,28,351 | 1,29,437 | 1,30,483 | 1,31,493 | 1,32,468 |
| 111Y-115Y | 3,00,000 | 83,848 | 84,820 | 85,748 | 86,637 | 87,490 | 88,309 | 89,098 | 89,857 | 90,590 | 91,298 |
| 111Y-115Y | 4,00,000 | 61,205 | 61,940 | 62,642 | 63,315 | 63,960 | 64,580 | 65,177 | 65,751 | 66,306 | 66,842 |
| 111Y-115Y | 5,00,000 | 55,976 | 56,660 | 57,314 | 57,940 | 58,541 | 59,118 | 59,673 | 60,208 | 60,725 | 61,223 |
| 111Y-115Y | 6,00,000 | 36,815 | 37,286 | 37,735 | 38,165 | 38,578 | 38,974 | 39,355 | 39,723 | 40,078 | 40,420 |
| 111Y-115Y | 7,00,000 | 25,609 | 25,944 | 26,264 | 26,571 | 26,865 | 27,148 | 27,420 | 27,682 | 27,935 | 28,179 |
| 111Y-115Y | 8,00,000 | 17,789 | 18,027 | 18,254 | 18,471 | 18,680 | 18,881 | 19,074 | 19,260 | 19,439 | 19,612 |
| 111Y-115Y | 9,00,000 | 12,344 | 12,512 | 12,672 | 12,826 | 12,973 | 13,115 | 13,251 | 13,383 | 13,509 | 13,632 |
| 111Y-115Y | 10,00,000 | 8,556 | 8,674 | 8,787 | 8,895 | 8,999 | 9,098 | 9,194 | 9,287 | 9,376 | 9,462 |
| Age | Deductible/Sum Insured (₹) | 31,00,000 | 32,00,000 | 33,00,000 | 34,00,000 | 35,00,000 | 36,00,000 | 37,00,000 | 38,00,000 | 39,00,000 | 40,00,000 |
| 3M-18Y | 1,00,000 | 3,083 | 3,102 | 3,121 | 3,139 | 3,157 | 3,174 | 3,190 | 3,207 | 3,222 | 3,238 |
| 3M-18Y | 2,00,000 | 1,917 | 1,930 | 1,943 | 1,955 | 1,967 | 1,979 | 1,990 | 2,001 | 2,012 | 2,022 |
| 3M-18Y | 3,00,000 | 1,322 | 1,331 | 1,340 | 1,349 | 1,358 | 1,366 | 1,375 | 1,383 | 1,390 | 1,398 |
| 3M-18Y | 4,00,000 | 968 | 975 | 982 | 989 | 995 | 1,002 | 1,008 | 1,014 | 1,020 | 1,026 |
| 3M-18Y | 5,00,000 | 739 | 744 | 750 | 755 | 760 | 765 | 770 | 775 | 779 | 784 |
| 3M-18Y | 6,00,000 | 488 | 492 | 495 | 499 | 503 | 506 | 509 | 513 | 516 | 519 |
| 3M-18Y | 7,00,000 | 340 | 343 | 346 | 348 | 351 | 353 | 355 | 358 | 360 | 362 |
| 3M-18Y | 8,00,000 | 237 | 239 | 241 | 242 | 244 | 246 | 248 | 249 | 251 | 252 |
| 3M-18Y | 9,00,000 | 200 | 200 | 200 | 200 | 200 | 200 | 200 | 200 | 200 | 200 |
| 3M-18Y | 10,00,000 | 200 | 200 | 200 | 200 | 200 | 200 | 200 | 200 | 200 | 200 |
| Age | Deductible/Sum Insured (₹) | 31,00,000 | 32,00,000 | 33,00,000 | 34,00,000 | 35,00,000 | 36,00,000 | 37,00,000 | 38,00,000 | 39,00,000 | 40,00,000 |
| 19Y-35Y | 1,00,000 | 3,836 | 3,860 | 3,883 | 3,906 | 3,928 | 3,949 | 3,970 | 3,990 | 4,009 | 4,028 |
| 19Y-35Y | 2,00,000 | 2,385 | 2,401 | 2,417 | 2,432 | 2,447 | 2,462 | 2,476 | 2,490 | 2,503 | 2,516 |
| 19Y-35Y | 3,00,000 | 1,644 | 1,656 | 1,668 | 1,679 | 1,690 | 1,700 | 1,710 | 1,720 | 1,730 | 1,739 |
| 19Y-35Y | 4,00,000 | 1,204 | 1,213 | 1,222 | 1,230 | 1,238 | 1,246 | 1,254 | 1,262 | 1,269 | 1,276 |
| 19Y-35Y | 5,00,000 | 919 | 926 | 933 | 939 | 946 | 952 | 958 | 964 | 970 | 975 |
| 19Y-35Y | 6,00,000 | 607 | 612 | 616 | 621 | 625 | 630 | 634 | 638 | 642 | 645 |
| 19Y-35Y | 7,00,000 | 423 | 427 | 430 | 433 | 436 | 439 | 442 | 445 | 448 | 451 |
| 19Y-35Y | 8,00,000 | 295 | 297 | 299 | 302 | 304 | 306 | 308 | 310 | 312 | 314 |
| 19Y-35Y | 9,00,000 | 205 | 207 | 208 | 210 | 211 | 213 | 214 | 216 | 217 | 219 |
| 19Y-35Y | 10,00,000 | 200 | 200 | 200 | 200 | 200 | 200 | 200 | 200 | 200 | 200 |

| Age | Deductible/Sum Insured (₹) | 31,00,000 | 32,00,000 | 33,00,000 | 34,00,000 | 35,00,000 | 36,00,000 | 37,00,000 | 38,00,000 | 39,00,000 | 40,00,000 |
|---------|----------------------------|-----------|-----------|-----------|-----------|-----------|-----------|-----------|-----------|-----------|-----------|
| 36Y-40Y | 1,00,000 | 4,734 | 4,763 | 4,792 | 4,820 | 4,847 | 4,873 | 4,899 | 4,924 | 4,948 | 4,971 |
| 36Y-40Y | 2,00,000 | 2,943 | 2,963 | 2,983 | 3,002 | 3,020 | 3,038 | 3,055 | 3,072 | 3,089 | 3,105 |
| 36Y-40Y | 3,00,000 | 2,029 | 2,044 | 2,058 | 2,072 | 2,085 | 2,098 | 2,111 | 2,123 | 2,135 | 2,147 |
| 36Y-40Y | 4,00,000 | 1,486 | 1,497 | 1,508 | 1,518 | 1,528 | 1,538 | 1,548 | 1,557 | 1,566 | 1,575 |
| 36Y-40Y | 5,00,000 | 1,134 | 1,143 | 1,151 | 1,159 | 1,167 | 1,175 | 1,182 | 1,189 | 1,196 | 1,203 |
| 36Y-40Y | 6,00,000 | 749 | 755 | 761 | 766 | 772 | 777 | 782 | 787 | 792 | 797 |
| 36Y-40Y | 7,00,000 | 522 | 527 | 531 | 535 | 538 | 542 | 546 | 549 | 553 | 556 |
| 36Y-40Y | 8,00,000 | 364 | 367 | 370 | 372 | 375 | 378 | 380 | 383 | 385 | 388 |
| 36Y-40Y | 9,00,000 | 253 | 255 | 257 | 259 | 261 | 263 | 265 | 266 | 268 | 270 |
| 36Y-40Y | 10,00,000 | 200 | 200 | 200 | 200 | 200 | 200 | 200 | 200 | 200 | 200 |
| Age | Deductible/Sum Insured (₹) | 31,00,000 | 32,00,000 | 33,00,000 | 34,00,000 | 35,00,000 | 36,00,000 | 37,00,000 | 38,00,000 | 39,00,000 | 40,00,000 |
| 41Y-45Y | 1,00,000 | 5,499 | 5,533 | 5,566 | 5,599 | 5,630 | 5,661 | 5,690 | 5,719 | 5,747 | 5,775 |
| 41Y-45Y | 2,00,000 | 3,419 | 3,442 | 3,465 | 3,487 | 3,508 | 3,529 | 3,549 | 3,569 | 3,588 | 3,607 |
| 41Y-45Y | 3,00,000 | 2,357 | 2,374 | 2,391 | 2,407 | 2,422 | 2,437 | 2,452 | 2,466 | 2,480 | 2,494 |
| 41Y-45Y | 4,00,000 | 1,726 | 1,739 | 1,751 | 1,764 | 1,775 | 1,787 | 1,798 | 1,809 | 1,819 | 1,829 |
| 41Y-45Y | 5,00,000 | 1,318 | 1,328 | 1,337 | 1,347 | 1,356 | 1,365 | 1,373 | 1,382 | 1,390 | 1,398 |
| 41Y-45Y | 6,00,000 | 870 | 877 | 884 | 890 | 896 | 902 | 908 | 914 | 920 | 925 |
| 41Y-45Y | 7,00,000 | 607 | 612 | 616 | 621 | 625 | 630 | 634 | 638 | 642 | 646 |
| 41Y-45Y | 8,00,000 | 422 | 426 | 429 | 432 | 436 | 439 | 442 | 445 | 447 | 450 |
| 41Y-45Y | 9,00,000 | 294 | 296 | 298 | 301 | 303 | 305 | 307 | 309 | 311 | 313 |
| 41Y-45Y | 10,00,000 | 204 | 206 | 207 | 209 | 210 | 212 | 213 | 215 | 216 | 218 |
| Age | Deductible/Sum Insured (₹) | 31,00,000 | 32,00,000 | 33,00,000 | 34,00,000 | 35,00,000 | 36,00,000 | 37,00,000 | 38,00,000 | 39,00,000 | 40,00,000 |
| 46Y-55Y | 1,00,000 | 7,427 | 7,473 | 7,518 | 7,562 | 7,604 | 7,646 | 7,686 | 7,725 | 7,763 | 7,800 |
| 46Y-55Y | 2,00,000 | 4,617 | 4,649 | 4,680 | 4,709 | 4,738 | 4,766 | 4,794 | 4,820 | 4,846 | 4,871 |
| 46Y-55Y | 3,00,000 | 3,184 | 3,207 | 3,229 | 3,250 | 3,271 | 3,292 | 3,311 | 3,331 | 3,350 | 3,368 |
| 46Y-55Y | 4,00,000 | 2,331 | 2,349 | 2,366 | 2,382 | 2,398 | 2,413 | 2,428 | 2,443 | 2,457 | 2,471 |
| 46Y-55Y | 5,00,000 | 1,780 | 1,793 | 1,806 | 1,819 | 1,831 | 1,843 | 1,855 | 1,866 | 1,877 | 1,888 |
| 46Y-55Y | 6,00,000 | 1,175 | 1,185 | 1,194 | 1,202 | 1,211 | 1,219 | 1,227 | 1,235 | 1,242 | 1,250 |
| 46Y-55Y | 7,00,000 | 820 | 826 | 833 | 839 | 845 | 851 | 856 | 862 | 867 | 873 |
| 46Y-55Y | 8,00,000 | 570 | 575 | 580 | 584 | 588 | 593 | 597 | 601 | 604 | 608 |
| 46Y-55Y | 9,00,000 | 397 | 400 | 403 | 406 | 409 | 412 | 415 | 418 | 420 | 423 |
| 46Y-55Y | 10,00,000 | 275 | 278 | 280 | 282 | 284 | 286 | 288 | 290 | 292 | 294 |

| Age | Deductible/Sum Insured (₹) | 31,00,000 | 32,00,000 | 33,00,000 | 34,00,000 | 35,00,000 | 36,00,000 | 37,00,000 | 38,00,000 | 39,00,000 | 40,00,000 |
|---------|----------------------------|-----------|-----------|-----------|-----------|-----------|-----------|-----------|-----------|-----------|-----------|
| 56Y-60Y | 1,00,000 | 12,072 | 12,148 | 12,221 | 12,292 | 12,361 | 12,427 | 12,493 | 12,556 | 12,618 | 12,678 |
| 56Y-60Y | 2,00,000 | 7,505 | 7,557 | 7,607 | 7,655 | 7,702 | 7,747 | 7,792 | 7,835 | 7,877 | 7,918 |
| 56Y-60Y | 3,00,000 | 5,175 | 5,212 | 5,248 | 5,283 | 5,317 | 5,350 | 5,383 | 5,414 | 5,445 | 5,474 |
| 56Y-60Y | 4,00,000 | 3,790 | 3,818 | 3,845 | 3,872 | 3,897 | 3,922 | 3,947 | 3,971 | 3,994 | 4,016 |
| 56Y-60Y | 5,00,000 | 2,893 | 2,915 | 2,936 | 2,957 | 2,977 | 2,996 | 3,015 | 3,033 | 3,051 | 3,069 |
| 56Y-60Y | 6,00,000 | 1,910 | 1,926 | 1,940 | 1,954 | 1,968 | 1,981 | 1,994 | 2,007 | 2,019 | 2,031 |
| 56Y-60Y | 7,00,000 | 1,332 | 1,343 | 1,353 | 1,363 | 1,373 | 1,383 | 1,392 | 1,401 | 1,410 | 1,418 |
| 56Y-60Y | 8,00,000 | 927 | 935 | 942 | 949 | 956 | 963 | 970 | 976 | 982 | 988 |
| 56Y-60Y | 9,00,000 | 645 | 650 | 655 | 660 | 665 | 670 | 675 | 679 | 683 | 688 |
| 56Y-60Y | 10,00,000 | 448 | 451 | 455 | 459 | 462 | 465 | 469 | 472 | 475 | 478 |
| Age | Deductible/Sum Insured (₹) | 31,00,000 | 32,00,000 | 33,00,000 | 34,00,000 | 35,00,000 | 36,00,000 | 37,00,000 | 38,00,000 | 39,00,000 | 40,00,000 |
| 61Y-65Y | 1,00,000 | 15,397 | 15,493 | 15,587 | 15,677 | 15,765 | 15,851 | 15,934 | 16,014 | 16,093 | 16,170 |
| 61Y-65Y | 2,00,000 | 9,573 | 9,638 | 9,702 | 9,763 | 9,823 | 9,881 | 9,938 | 9,993 | 10,047 | 10,099 |
| 61Y-65Y | 3,00,000 | 6,600 | 6,648 | 6,694 | 6,739 | 6,782 | 6,824 | 6,865 | 6,905 | 6,944 | 6,982 |
| 61Y-65Y | 4,00,000 | 4,833 | 4,869 | 4,904 | 4,938 | 4,971 | 5,003 | 5,034 | 5,064 | 5,094 | 5,122 |
| 61Y-65Y | 5,00,000 | 3,690 | 3,718 | 3,745 | 3,771 | 3,796 | 3,821 | 3,845 | 3,869 | 3,892 | 3,914 |
| 61Y-65Y | 6,00,000 | 2,437 | 2,456 | 2,475 | 2,493 | 2,510 | 2,527 | 2,544 | 2,560 | 2,575 | 2,591 |
| 61Y-65Y | 7,00,000 | 1,699 | 1,713 | 1,726 | 1,739 | 1,751 | 1,764 | 1,775 | 1,787 | 1,798 | 1,809 |
| 61Y-65Y | 8,00,000 | 1,183 | 1,192 | 1,202 | 1,211 | 1,220 | 1,228 | 1,237 | 1,245 | 1,253 | 1,261 |
| 61Y-65Y | 9,00,000 | 822 | 829 | 836 | 842 | 848 | 854 | 860 | 866 | 872 | 877 |
| 61Y-65Y | 10,00,000 | 571 | 576 | 580 | 585 | 589 | 593 | 598 | 602 | 606 | 610 |
| Age | Deductible/Sum Insured (₹) | 31,00,000 | 32,00,000 | 33,00,000 | 34,00,000 | 35,00,000 | 36,00,000 | 37,00,000 | 38,00,000 | 39,00,000 | 40,00,000 |
| 66Y-70Y | 1,00,000 | 23,116 | 23,261 | 23,401 | 23,537 | 23,669 | 23,797 | 23,921 | 24,043 | 24,161 | 24,276 |
| 66Y-70Y | 2,00,000 | 14,372 | 14,470 | 14,565 | 14,658 | 14,748 | 14,835 | 14,920 | 15,003 | 15,083 | 15,162 |
| 66Y-70Y | 3,00,000 | 9,909 | 9,980 | 10,050 | 10,117 | 10,182 | 10,245 | 10,307 | 10,367 | 10,425 | 10,482 |
| 66Y-70Y | 4,00,000 | 7,256 | 7,310 | 7,363 | 7,414 | 7,463 | 7,511 | 7,558 | 7,603 | 7,647 | 7,690 |
| 66Y-70Y | 5,00,000 | 6,647 | 6,698 | 6,746 | 6,794 | 6,840 | 6,884 | 6,928 | 6,970 | 7,011 | 7,051 |
| 66Y-70Y | 6,00,000 | 4,390 | 4,425 | 4,458 | 4,491 | 4,522 | 4,553 | 4,583 | 4,612 | 4,640 | 4,667 |
| 66Y-70Y | 7,00,000 | 3,061 | 3,086 | 3,110 | 3,133 | 3,155 | 3,177 | 3,198 | 3,219 | 3,239 | 3,259 |
| 66Y-70Y | 8,00,000 | 2,131 | 2,148 | 2,165 | 2,182 | 2,198 | 2,213 | 2,228 | 2,243 | 2,257 | 2,271 |
| 66Y-70Y | 9,00,000 | 1,481 | 1,494 | 1,506 | 1,517 | 1,528 | 1,539 | 1,550 | 1,560 | 1,571 | 1,580 |
| 66Y-70Y | 10,00,000 | 1,028 | 1,037 | 1,045 | 1,054 | 1,062 | 1,069 | 1,077 | 1,084 | 1,091 | 1,098 |

| Age | Deductible/Sum Insured (₹) | 31,00,000 | 32,00,000 | 33,00,000 | 34,00,000 | 35,00,000 | 36,00,000 | 37,00,000 | 38,00,000 | 39,00,000 | 40,00,000 |
|---------|----------------------------|-----------|-----------|-----------|-----------|-----------|-----------|-----------|-----------|-----------|-----------|
| 71Y-75Y | 1,00,000 | 30,481 | 30,671 | 30,856 | 31,035 | 31,209 | 31,378 | 31,543 | 31,703 | 31,859 | 32,011 |
| 71Y-75Y | 2,00,000 | 18,950 | 19,080 | 19,206 | 19,328 | 19,446 | 19,562 | 19,674 | 19,783 | 19,889 | 19,992 |
| 71Y-75Y | 3,00,000 | 13,066 | 13,160 | 13,251 | 13,340 | 13,426 | 13,509 | 13,591 | 13,670 | 13,747 | 13,822 |
| 71Y-75Y | 4,00,000 | 9,568 | 9,639 | 9,709 | 9,776 | 9,841 | 9,904 | 9,965 | 10,025 | 10,084 | 10,140 |
| 71Y-75Y | 5,00,000 | 8,765 | 8,831 | 8,896 | 8,958 | 9,019 | 9,078 | 9,135 | 9,191 | 9,245 | 9,298 |
| 71Y-75Y | 6,00,000 | 5,789 | 5,834 | 5,878 | 5,921 | 5,963 | 6,003 | 6,043 | 6,081 | 6,118 | 6,155 |
| 71Y-75Y | 7,00,000 | 4,036 | 4,069 | 4,100 | 4,131 | 4,161 | 4,189 | 4,217 | 4,245 | 4,271 | 4,297 |
| 71Y-75Y | 8,00,000 | 2,810 | 2,833 | 2,855 | 2,877 | 2,898 | 2,918 | 2,938 | 2,958 | 2,976 | 2,995 |
| 71Y-75Y | 9,00,000 | 1,953 | 1,969 | 1,985 | 2,001 | 2,015 | 2,030 | 2,044 | 2,058 | 2,071 | 2,084 |
| 71Y-75Y | 10,00,000 | 1,356 | 1,367 | 1,378 | 1,389 | 1,400 | 1,410 | 1,420 | 1,429 | 1,439 | 1,448 |
| Age | Deductible/Sum Insured (₹) | 31,00,000 | 32,00,000 | 33,00,000 | 34,00,000 | 35,00,000 | 36,00,000 | 37,00,000 | 38,00,000 | 39,00,000 | 40,00,000 |
| 76Y-80Y | 1,00,000 | 38,902 | 39,145 | 39,381 | 39,610 | 39,832 | 40,048 | 40,257 | 40,462 | 40,661 | 40,855 |
| 76Y-80Y | 2,00,000 | 24,186 | 24,352 | 24,512 | 24,668 | 24,819 | 24,966 | 25,109 | 25,248 | 25,384 | 25,516 |
| 76Y-80Y | 3,00,000 | 16,676 | 16,796 | 16,912 | 17,025 | 17,135 | 17,242 | 17,346 | 17,447 | 17,545 | 17,641 |
| 76Y-80Y | 4,00,000 | 12,212 | 12,303 | 12,391 | 12,476 | 12,559 | 12,640 | 12,719 | 12,795 | 12,870 | 12,942 |
| 76Y-80Y | 5,00,000 | 11,187 | 11,271 | 11,353 | 11,433 | 11,510 | 11,585 | 11,659 | 11,730 | 11,799 | 11,866 |
| 76Y-80Y | 6,00,000 | 7,388 | 7,446 | 7,502 | 7,557 | 7,610 | 7,662 | 7,712 | 7,761 | 7,809 | 7,855 |
| 76Y-80Y | 7,00,000 | 5,151 | 5,193 | 5,233 | 5,272 | 5,310 | 5,347 | 5,383 | 5,417 | 5,451 | 5,485 |
| 76Y-80Y | 8,00,000 | 3,586 | 3,615 | 3,644 | 3,672 | 3,698 | 3,725 | 3,750 | 3,775 | 3,799 | 3,822 |
| 76Y-80Y | 9,00,000 | 2,493 | 2,514 | 2,534 | 2,553 | 2,572 | 2,591 | 2,609 | 2,626 | 2,643 | 2,660 |
| 76Y-80Y | 10,00,000 | 1,731 | 1,745 | 1,759 | 1,773 | 1,786 | 1,799 | 1,812 | 1,824 | 1,836 | 1,848 |
| Age | Deductible/Sum Insured (₹) | 31,00,000 | 32,00,000 | 33,00,000 | 34,00,000 | 35,00,000 | 36,00,000 | 37,00,000 | 38,00,000 | 39,00,000 | 40,00,000 |
| 81Y-85Y | 1,00,000 | 49,650 | 49,961 | 50,261 | 50,553 | 50,837 | 51,112 | 51,380 | 51,641 | 51,894 | 52,142 |
| 81Y-85Y | 2,00,000 | 30,868 | 31,080 | 31,285 | 31,483 | 31,676 | 31,864 | 32,046 | 32,224 | 32,397 | 32,565 |
| 81Y-85Y | 3,00,000 | 21,283 | 21,436 | 21,585 | 21,729 | 21,869 | 22,006 | 22,138 | 22,267 | 22,392 | 22,515 |
| 81Y-85Y | 4,00,000 | 15,586 | 15,702 | 15,814 | 15,923 | 16,029 | 16,132 | 16,233 | 16,330 | 16,425 | 16,518 |
| 81Y-85Y | 5,00,000 | 14,277 | 14,385 | 14,490 | 14,592 | 14,690 | 14,786 | 14,880 | 14,970 | 15,059 | 15,145 |
| 81Y-85Y | 6,00,000 | 9,429 | 9,503 | 9,575 | 9,645 | 9,713 | 9,779 | 9,843 | 9,905 | 9,966 | 10,025 |
| 81Y-85Y | 7,00,000 | 6,575 | 6,628 | 6,679 | 6,729 | 6,777 | 6,824 | 6,870 | 6,914 | 6,958 | 7,000 |
| 81Y-85Y | 8,00,000 | 4,577 | 4,614 | 4,651 | 4,686 | 4,720 | 4,754 | 4,786 | 4,817 | 4,848 | 4,878 |
| 81Y-85Y | 9,00,000 | 3,181 | 3,208 | 3,234 | 3,259 | 3,283 | 3,306 | 3,329 | 3,352 | 3,373 | 3,394 |
| 81Y-85Y | 10,00,000 | 2,209 | 2,227 | 2,245 | 2,263 | 2,280 | 2,297 | 2,313 | 2,328 | 2,344 | 2,359 |

| Age | Deductible/Sum Insured (₹) | 31,00,000 | 32,00,000 | 33,00,000 | 34,00,000 | 35,00,000 | 36,00,000 | 37,00,000 | 38,00,000 | 39,00,000 | 40,00,000 |
|----------|----------------------------|-----------|-----------|-----------|-----------|-----------|-----------|-----------|-----------|-----------|-----------|
| 86Y-90Y | 1,00,000 | 63,368 | 63,764 | 64,148 | 64,520 | 64,882 | 65,233 | 65,575 | 65,908 | 66,232 | 66,548 |
| 86Y-90Y | 2,00,000 | 39,397 | 39,666 | 39,928 | 40,182 | 40,428 | 40,667 | 40,900 | 41,127 | 41,347 | 41,562 |
| 86Y-90Y | 3,00,000 | 27,163 | 27,359 | 27,549 | 27,733 | 27,911 | 28,085 | 28,254 | 28,419 | 28,579 | 28,735 |
| 86Y-90Y | 4,00,000 | 19,892 | 20,040 | 20,183 | 20,323 | 20,458 | 20,590 | 20,717 | 20,842 | 20,963 | 21,081 |
| 86Y-90Y | 5,00,000 | 18,222 | 18,360 | 18,493 | 18,623 | 18,749 | 18,871 | 18,991 | 19,106 | 19,219 | 19,329 |
| 86Y-90Y | 6,00,000 | 12,034 | 12,129 | 12,221 | 12,310 | 12,396 | 12,480 | 12,562 | 12,642 | 12,719 | 12,795 |
| 86Y-90Y | 7,00,000 | 8,391 | 8,459 | 8,524 | 8,588 | 8,650 | 8,709 | 8,768 | 8,825 | 8,880 | 8,934 |
| 86Y-90Y | 8,00,000 | 5,841 | 5,889 | 5,935 | 5,981 | 6,024 | 6,067 | 6,108 | 6,148 | 6,188 | 6,226 |
| 86Y-90Y | 9,00,000 | 4,060 | 4,094 | 4,127 | 4,159 | 4,190 | 4,220 | 4,249 | 4,278 | 4,305 | 4,332 |
| 86Y-90Y | 10,00,000 | 2,819 | 2,843 | 2,866 | 2,888 | 2,910 | 2,931 | 2,952 | 2,972 | 2,991 | 3,010 |
| Age | Deductible/Sum Insured (₹) | 31,00,000 | 32,00,000 | 33,00,000 | 34,00,000 | 35,00,000 | 36,00,000 | 37,00,000 | 38,00,000 | 39,00,000 | 40,00,000 |
| 91Y-95Y | 1,00,000 | 80,875 | 81,381 | 81,871 | 82,346 | 82,807 | 83,256 | 83,692 | 84,117 | 84,531 | 84,934 |
| 91Y-95Y | 2,00,000 | 50,281 | 50,626 | 50,959 | 51,283 | 51,597 | 51,903 | 52,200 | 52,489 | 52,771 | 53,045 |
| 91Y-95Y | 3,00,000 | 34,668 | 34,917 | 35,160 | 35,395 | 35,623 | 35,845 | 36,060 | 36,270 | 36,475 | 36,674 |
| 91Y-95Y | 4,00,000 | 25,387 | 25,576 | 25,760 | 25,938 | 26,110 | 26,278 | 26,441 | 26,600 | 26,755 | 26,906 |
| 91Y-95Y | 5,00,000 | 23,256 | 23,432 | 23,603 | 23,768 | 23,929 | 24,085 | 24,237 | 24,385 | 24,529 | 24,670 |
| 91Y-95Y | 6,00,000 | 15,359 | 15,480 | 15,597 | 15,711 | 15,821 | 15,928 | 16,033 | 16,134 | 16,233 | 16,330 |
| 91Y-95Y | 7,00,000 | 10,710 | 10,796 | 10,879 | 10,960 | 11,039 | 11,116 | 11,190 | 11,263 | 11,333 | 11,402 |
| 91Y-95Y | 8,00,000 | 7,455 | 7,516 | 7,575 | 7,633 | 7,689 | 7,743 | 7,796 | 7,847 | 7,897 | 7,946 |
| 91Y-95Y | 9,00,000 | 5,182 | 5,226 | 5,267 | 5,308 | 5,347 | 5,386 | 5,423 | 5,459 | 5,495 | 5,529 |
| 91Y-95Y | 10,00,000 | 3,598 | 3,628 | 3,657 | 3,686 | 3,714 | 3,741 | 3,767 | 3,793 | 3,818 | 3,842 |
| Age | Deductible/Sum Insured (₹) | 31,00,000 | 32,00,000 | 33,00,000 | 34,00,000 | 35,00,000 | 36,00,000 | 37,00,000 | 38,00,000 | 39,00,000 | 40,00,000 |
| 96Y-100Y | 1,00,000 | 1,03,219 | 1,03,864 | 1,04,490 | 1,05,097 | 1,05,686 | 1,06,258 | 1,06,815 | 1,07,357 | 1,07,885 | 1,08,399 |
| 96Y-100Y | 2,00,000 | 64,173 | 64,612 | 65,038 | 65,451 | 65,853 | 66,243 | 66,622 | 66,991 | 67,350 | 67,701 |
| 96Y-100Y | 3,00,000 | 44,246 | 44,565 | 44,874 | 45,174 | 45,465 | 45,748 | 46,023 | 46,291 | 46,552 | 46,806 |
| 96Y-100Y | 4,00,000 | 32,401 | 32,643 | 32,877 | 33,104 | 33,324 | 33,538 | 33,747 | 33,949 | 34,147 | 34,339 |
| 96Y-100Y | 5,00,000 | 29,681 | 29,906 | 30,124 | 30,335 | 30,540 | 30,740 | 30,934 | 31,122 | 31,306 | 31,485 |
| 96Y-100Y | 6,00,000 | 19,602 | 19,757 | 19,906 | 20,051 | 20,192 | 20,329 | 20,462 | 20,592 | 20,718 | 20,841 |
| 96Y-100Y | 7,00,000 | 13,668 | 13,778 | 13,885 | 13,989 | 14,089 | 14,187 | 14,282 | 14,374 | 14,464 | 14,552 |
| 96Y-100Y | 8,00,000 | 9,514 | 9,593 | 9,668 | 9,742 | 9,813 | 9,882 | 9,950 | 10,015 | 10,079 | 10,141 |
| 96Y-100Y | 9,00,000 | 6,614 | 6,669 | 6,723 | 6,775 | 6,825 | 6,874 | 6,921 | 6,968 | 7,013 | 7,057 |
| 96Y-100Y | 10,00,000 | 4,592 | 4,630 | 4,668 | 4,704 | 4,740 | 4,774 | 4,808 | 4,840 | 4,872 | 4,903 |

| Age | Deductible/Sum Insured (₹) | 31,00,000 | 32,00,000 | 33,00,000 | 34,00,000 | 35,00,000 | 36,00,000 | 37,00,000 | 38,00,000 | 39,00,000 | 40,00,000 |
|-----------|----------------------------|-----------|-----------|-----------|-----------|-----------|-----------|-----------|-----------|-----------|-----------|
| 101Y-105Y | 1,00,000 | 1,31,737 | 1,32,560 | 1,33,358 | 1,34,133 | 1,34,885 | 1,35,615 | 1,36,326 | 1,37,018 | 1,37,691 | 1,38,348 |
| 101Y-105Y | 2,00,000 | 81,903 | 82,464 | 83,007 | 83,535 | 84,047 | 84,544 | 85,028 | 85,499 | 85,958 | 86,405 |
| 101Y-105Y | 3,00,000 | 56,470 | 56,877 | 57,271 | 57,654 | 58,026 | 58,387 | 58,739 | 59,081 | 59,414 | 59,738 |
| 101Y-105Y | 4,00,000 | 41,353 | 41,661 | 41,960 | 42,250 | 42,531 | 42,804 | 43,070 | 43,329 | 43,581 | 43,826 |
| 101Y-105Y | 5,00,000 | 37,882 | 38,169 | 38,447 | 38,716 | 38,978 | 39,232 | 39,480 | 39,721 | 39,955 | 40,184 |
| 101Y-105Y | 6,00,000 | 25,018 | 25,215 | 25,406 | 25,591 | 25,771 | 25,946 | 26,116 | 26,281 | 26,442 | 26,600 |
| 101Y-105Y | 7,00,000 | 17,445 | 17,585 | 17,721 | 17,853 | 17,982 | 18,106 | 18,228 | 18,346 | 18,460 | 18,573 |
| 101Y-105Y | 8,00,000 | 12,143 | 12,243 | 12,339 | 12,433 | 12,524 | 12,613 | 12,698 | 12,782 | 12,864 | 12,943 |
| 101Y-105Y | 9,00,000 | 8,441 | 8,512 | 8,580 | 8,646 | 8,710 | 8,773 | 8,834 | 8,893 | 8,950 | 9,007 |
| 101Y-105Y | 10,00,000 | 5,860 | 5,910 | 5,958 | 6,004 | 6,049 | 6,093 | 6,136 | 6,178 | 6,218 | 6,258 |
| Age | Deductible/Sum Insured (₹) | 31,00,000 | 32,00,000 | 33,00,000 | 34,00,000 | 35,00,000 | 36,00,000 | 37,00,000 | 38,00,000 | 39,00,000 | 40,00,000 |
| 106Y-110Y | 1,00,000 | 1,68,133 | 1,69,184 | 1,70,203 | 1,71,191 | 1,72,151 | 1,73,083 | 1,73,990 | 1,74,873 | 1,75,733 | 1,76,571 |
| 106Y-110Y | 2,00,000 | 1,04,531 | 1,05,247 | 1,05,941 | 1,06,614 | 1,07,267 | 1,07,902 | 1,08,520 | 1,09,121 | 1,09,706 | 1,10,277 |
| 106Y-110Y | 3,00,000 | 72,071 | 72,591 | 73,094 | 73,583 | 74,057 | 74,519 | 74,967 | 75,403 | 75,828 | 76,243 |
| 106Y-110Y | 4,00,000 | 52,778 | 53,172 | 53,553 | 53,922 | 54,281 | 54,630 | 54,969 | 55,300 | 55,621 | 55,935 |
| 106Y-110Y | 5,00,000 | 48,348 | 48,714 | 49,069 | 49,413 | 49,747 | 50,072 | 50,388 | 50,695 | 50,994 | 51,286 |
| 106Y-110Y | 6,00,000 | 31,930 | 32,181 | 32,425 | 32,662 | 32,891 | 33,114 | 33,331 | 33,542 | 33,748 | 33,949 |
| 106Y-110Y | 7,00,000 | 22,264 | 22,444 | 22,617 | 22,786 | 22,950 | 23,109 | 23,264 | 23,414 | 23,561 | 23,704 |
| 106Y-110Y | 8,00,000 | 15,498 | 15,625 | 15,749 | 15,868 | 15,984 | 16,097 | 16,207 | 16,314 | 16,418 | 16,519 |
| 106Y-110Y | 9,00,000 | 10,774 | 10,863 | 10,951 | 11,035 | 11,117 | 11,197 | 11,274 | 11,350 | 11,423 | 11,495 |
| 106Y-110Y | 10,00,000 | 7,479 | 7,542 | 7,604 | 7,663 | 7,721 | 7,777 | 7,831 | 7,885 | 7,936 | 7,987 |
| Age | Deductible/Sum Insured (₹) | 31,00,000 | 32,00,000 | 33,00,000 | 34,00,000 | 35,00,000 | 36,00,000 | 37,00,000 | 38,00,000 | 39,00,000 | 40,00,000 |
| 111Y-115Y | 1,00,000 | 2,14,585 | 2,15,927 | 2,17,227 | 2,18,488 | 2,19,713 | 2,20,903 | 2,22,061 | 2,23,187 | 2,24,285 | 2,25,355 |
| 111Y-115Y | 2,00,000 | 1,33,411 | 1,34,325 | 1,35,210 | 1,36,069 | 1,36,903 | 1,37,713 | 1,38,502 | 1,39,269 | 1,40,016 | 1,40,745 |
| 111Y-115Y | 3,00,000 | 91,983 | 92,646 | 93,289 | 93,913 | 94,518 | 95,107 | 95,679 | 96,236 | 96,778 | 97,307 |
| 111Y-115Y | 4,00,000 | 67,360 | 67,862 | 68,348 | 68,820 | 69,278 | 69,724 | 70,157 | 70,578 | 70,989 | 71,389 |
| 111Y-115Y | 5,00,000 | 61,706 | 62,173 | 62,625 | 63,065 | 63,491 | 63,906 | 64,309 | 64,701 | 65,083 | 65,456 |
| 111Y-115Y | 6,00,000 | 40,752 | 41,073 | 41,384 | 41,685 | 41,978 | 42,263 | 42,540 | 42,809 | 43,072 | 43,328 |
| 111Y-115Y | 7,00,000 | 28,416 | 28,644 | 28,866 | 29,081 | 29,290 | 29,493 | 29,691 | 29,883 | 30,070 | 30,253 |
| 111Y-115Y | 8,00,000 | 19,780 | 19,942 | 20,100 | 20,252 | 20,400 | 20,544 | 20,685 | 20,821 | 20,954 | 21,083 |
| 111Y-115Y | 9,00,000 | 13,750 | 13,865 | 13,976 | 14,084 | 14,188 | 14,290 | 14,389 | 14,485 | 14,579 | 14,671 |
| 111Y-115Y | 10,00,000 | 9,546 | 9,626 | 9,704 | 9,780 | 9,854 | 9,926 | 9,995 | 10,063 | 10,129 | 10,193 |

| Age | Deductible/Sum Insured (₹) | 41,00,000 | 42,00,000 | 43,00,000 | 44,00,000 | 45,00,000 | 46,00,000 | 47,00,000 | 48,00,000 | 49,00,000 | 50,00,000 |
|---------|----------------------------|-----------|-----------|-----------|-----------|-----------|-----------|-----------|-----------|-----------|-----------|
| 3M-18Y | 1,00,000 | 3,253 | 3,267 | 3,282 | 3,296 | 3,309 | 3,322 | 3,336 | 3,348 | 3,361 | 3,373 |
| 3M-18Y | 2,00,000 | 2,032 | 2,042 | 2,052 | 2,061 | 2,071 | 2,080 | 2,089 | 2,097 | 2,106 | 2,114 |
| 3M-18Y | 3,00,000 | 1,405 | 1,413 | 1,420 | 1,427 | 1,433 | 1,440 | 1,446 | 1,453 | 1,459 | 1,465 |
| 3M-18Y | 4,00,000 | 1,031 | 1,037 | 1,042 | 1,047 | 1,052 | 1,057 | 1,062 | 1,067 | 1,072 | 1,076 |
| 3M-18Y | 5,00,000 | 788 | 792 | 796 | 800 | 804 | 808 | 812 | 816 | 819 | 823 |
| 3M-18Y | 6,00,000 | 522 | 525 | 527 | 530 | 533 | 536 | 538 | 541 | 543 | 546 |
| 3M-18Y | 7,00,000 | 364 | 366 | 368 | 370 | 372 | 374 | 376 | 378 | 380 | 381 |
| 3M-18Y | 8,00,000 | 254 | 255 | 257 | 258 | 260 | 261 | 262 | 264 | 265 | 266 |
| 3M-18Y | 9,00,000 | 200 | 200 | 200 | 200 | 200 | 200 | 200 | 200 | 200 | 200 |
| 3M-18Y | 10,00,000 | 200 | 200 | 200 | 200 | 200 | 200 | 200 | 200 | 200 | 200 |
| Age | Deductible/Sum Insured (₹) | 41,00,000 | 42,00,000 | 43,00,000 | 44,00,000 | 45,00,000 | 46,00,000 | 47,00,000 | 48,00,000 | 49,00,000 | 50,00,000 |
| 19Y-35Y | 1,00,000 | 4,047 | 4,065 | 4,083 | 4,100 | 4,117 | 4,134 | 4,150 | 4,166 | 4,182 | 4,197 |
| 19Y-35Y | 2,00,000 | 2,529 | 2,541 | 2,553 | 2,565 | 2,577 | 2,588 | 2,599 | 2,610 | 2,620 | 2,631 |
| 19Y-35Y | 3,00,000 | 1,749 | 1,758 | 1,766 | 1,775 | 1,783 | 1,792 | 1,800 | 1,808 | 1,815 | 1,823 |
| 19Y-35Y | 4,00,000 | 1,283 | 1,290 | 1,297 | 1,303 | 1,309 | 1,316 | 1,322 | 1,328 | 1,333 | 1,339 |
| 19Y-35Y | 5,00,000 | 980 | 986 | 991 | 996 | 1,001 | 1,006 | 1,010 | 1,015 | 1,020 | 1,024 |
| 19Y-35Y | 6,00,000 | 649 | 653 | 656 | 660 | 663 | 666 | 670 | 673 | 676 | 679 |
| 19Y-35Y | 7,00,000 | 453 | 456 | 458 | 461 | 463 | 466 | 468 | 470 | 472 | 475 |
| 19Y-35Y | 8,00,000 | 316 | 318 | 320 | 321 | 323 | 325 | 326 | 328 | 330 | 331 |
| 19Y-35Y | 9,00,000 | 220 | 221 | 222 | 224 | 225 | 226 | 227 | 228 | 229 | 231 |
| 19Y-35Y | 10,00,000 | 200 | 200 | 200 | 200 | 200 | 200 | 200 | 200 | 200 | 200 |
| Age | Deductible/Sum Insured (₹) | 41,00,000 | 42,00,000 | 43,00,000 | 44,00,000 | 45,00,000 | 46,00,000 | 47,00,000 | 48,00,000 | 49,00,000 | 50,00,000 |
| 36Y-40Y | 1,00,000 | 4,994 | 5,017 | 5,039 | 5,060 | 5,081 | 5,102 | 5,122 | 5,141 | 5,161 | 5,179 |
| 36Y-40Y | 2,00,000 | 3,121 | 3,136 | 3,151 | 3,165 | 3,180 | 3,194 | 3,207 | 3,221 | 3,234 | 3,247 |
| 36Y-40Y | 3,00,000 | 2,158 | 2,169 | 2,180 | 2,191 | 2,201 | 2,211 | 2,221 | 2,231 | 2,240 | 2,249 |
| 36Y-40Y | 4,00,000 | 1,583 | 1,592 | 1,600 | 1,608 | 1,616 | 1,624 | 1,631 | 1,638 | 1,646 | 1,653 |
| 36Y-40Y | 5,00,000 | 1,210 | 1,217 | 1,223 | 1,229 | 1,235 | 1,241 | 1,247 | 1,253 | 1,258 | 1,264 |
| 36Y-40Y | 6,00,000 | 801 | 806 | 810 | 814 | 818 | 823 | 826 | 830 | 834 | 838 |
| 36Y-40Y | 7,00,000 | 559 | 563 | 566 | 569 | 572 | 575 | 578 | 580 | 583 | 586 |
| 36Y-40Y | 8,00,000 | 390 | 392 | 394 | 397 | 399 | 401 | 403 | 405 | 407 | 409 |
| 36Y-40Y | 9,00,000 | 271 | 273 | 275 | 276 | 278 | 279 | 280 | 282 | 283 | 285 |
| 36Y-40Y | 10,00,000 | 200 | 200 | 200 | 200 | 200 | 200 | 200 | 200 | 200 | 200 |

| Age | Deductible/Sum Insured (₹) | 41,00,000 | 42,00,000 | 43,00,000 | 44,00,000 | 45,00,000 | 46,00,000 | 47,00,000 | 48,00,000 | 49,00,000 | 50,00,000 |
|---------|----------------------------|-----------|-----------|-----------|-----------|-----------|-----------|-----------|-----------|-----------|-----------|
| 41Y-45Y | 1,00,000 | 5,801 | 5,828 | 5,853 | 5,878 | 5,902 | 5,926 | 5,949 | 5,972 | 5,994 | 6,016 |
| 41Y-45Y | 2,00,000 | 3,625 | 3,643 | 3,660 | 3,677 | 3,693 | 3,710 | 3,725 | 3,741 | 3,756 | 3,771 |
| 41Y-45Y | 3,00,000 | 2,507 | 2,520 | 2,532 | 2,545 | 2,557 | 2,568 | 2,580 | 2,591 | 2,602 | 2,613 |
| 41Y-45Y | 4,00,000 | 1,839 | 1,849 | 1,859 | 1,868 | 1,877 | 1,886 | 1,895 | 1,903 | 1,912 | 1,920 |
| 41Y-45Y | 5,00,000 | 1,406 | 1,413 | 1,420 | 1,428 | 1,435 | 1,442 | 1,448 | 1,455 | 1,462 | 1,468 |
| 41Y-45Y | 6,00,000 | 931 | 936 | 941 | 946 | 951 | 955 | 960 | 965 | 969 | 973 |
| 41Y-45Y | 7,00,000 | 650 | 654 | 657 | 661 | 664 | 668 | 671 | 674 | 677 | 680 |
| 41Y-45Y | 8,00,000 | 453 | 456 | 458 | 461 | 463 | 465 | 468 | 470 | 472 | 475 |
| 41Y-45Y | 9,00,000 | 315 | 317 | 319 | 321 | 322 | 324 | 326 | 327 | 329 | 330 |
| 41Y-45Y | 10,00,000 | 219 | 220 | 222 | 223 | 224 | 225 | 226 | 228 | 229 | 230 |
| Age | Deductible/Sum Insured (₹) | 41,00,000 | 42,00,000 | 43,00,000 | 44,00,000 | 45,00,000 | 46,00,000 | 47,00,000 | 48,00,000 | 49,00,000 | 50,00,000 |
| 46Y-55Y | 1,00,000 | 7,836 | 7,871 | 7,905 | 7,939 | 7,972 | 8,004 | 8,035 | 8,066 | 8,096 | 8,126 |
| 46Y-55Y | 2,00,000 | 4,896 | 4,920 | 4,943 | 4,966 | 4,989 | 5,010 | 5,032 | 5,053 | 5,073 | 5,093 |
| 46Y-55Y | 3,00,000 | 3,386 | 3,403 | 3,420 | 3,437 | 3,453 | 3,469 | 3,484 | 3,500 | 3,515 | 3,529 |
| 46Y-55Y | 4,00,000 | 2,484 | 2,497 | 2,510 | 2,523 | 2,535 | 2,547 | 2,559 | 2,571 | 2,582 | 2,593 |
| 46Y-55Y | 5,00,000 | 1,898 | 1,909 | 1,919 | 1,928 | 1,938 | 1,947 | 1,956 | 1,965 | 1,974 | 1,983 |
| 46Y-55Y | 6,00,000 | 1,257 | 1,264 | 1,271 | 1,277 | 1,284 | 1,290 | 1,297 | 1,303 | 1,309 | 1,315 |
| 46Y-55Y | 7,00,000 | 878 | 883 | 888 | 892 | 897 | 902 | 906 | 910 | 915 | 919 |
| 46Y-55Y | 8,00,000 | 612 | 615 | 619 | 622 | 625 | 629 | 632 | 635 | 638 | 641 |
| 46Y-55Y | 9,00,000 | 426 | 428 | 431 | 433 | 435 | 438 | 440 | 442 | 444 | 446 |
| 46Y-55Y | 10,00,000 | 296 | 298 | 299 | 301 | 303 | 304 | 306 | 307 | 309 | 310 |
| Age | Deductible/Sum Insured (₹) | 41,00,000 | 42,00,000 | 43,00,000 | 44,00,000 | 45,00,000 | 46,00,000 | 47,00,000 | 48,00,000 | 49,00,000 | 50,00,000 |
| 56Y-60Y | 1,00,000 | 12,737 | 12,794 | 12,850 | 12,904 | 12,958 | 13,010 | 13,061 | 13,111 | 13,160 | 13,208 |
| 56Y-60Y | 2,00,000 | 7,958 | 7,997 | 8,035 | 8,072 | 8,109 | 8,144 | 8,179 | 8,213 | 8,246 | 8,279 |
| 56Y-60Y | 3,00,000 | 5,503 | 5,532 | 5,559 | 5,586 | 5,613 | 5,638 | 5,664 | 5,689 | 5,713 | 5,736 |
| 56Y-60Y | 4,00,000 | 4,038 | 4,060 | 4,080 | 4,101 | 4,121 | 4,140 | 4,160 | 4,178 | 4,197 | 4,215 |
| 56Y-60Y | 5,00,000 | 3,086 | 3,102 | 3,119 | 3,134 | 3,150 | 3,165 | 3,180 | 3,194 | 3,209 | 3,223 |
| 56Y-60Y | 6,00,000 | 2,043 | 2,054 | 2,066 | 2,076 | 2,087 | 2,097 | 2,108 | 2,118 | 2,127 | 2,137 |
| 56Y-60Y | 7,00,000 | 1,427 | 1,435 | 1,443 | 1,450 | 1,458 | 1,466 | 1,473 | 1,480 | 1,487 | 1,494 |
| 56Y-60Y | 8,00,000 | 994 | 1,000 | 1,006 | 1,011 | 1,017 | 1,022 | 1,027 | 1,032 | 1,037 | 1,042 |
| 56Y-60Y | 9,00,000 | 692 | 696 | 700 | 704 | 708 | 711 | 715 | 719 | 722 | 726 |
| 56Y-60Y | 10,00,000 | 481 | 484 | 486 | 489 | 492 | 495 | 497 | 500 | 502 | 504 |

| Age | Deductible/Sum Insured (₹) | 41,00,000 | 42,00,000 | 43,00,000 | 44,00,000 | 45,00,000 | 46,00,000 | 47,00,000 | 48,00,000 | 49,00,000 | 50,00,000 |
|---------|----------------------------|-----------|-----------|-----------|-----------|-----------|-----------|-----------|-----------|-----------|-----------|
| 61Y-65Y | 1,00,000 | 16,245 | 16,318 | 16,389 | 16,459 | 16,527 | 16,594 | 16,659 | 16,723 | 16,785 | 16,846 |
| 61Y-65Y | 2,00,000 | 10,150 | 10,200 | 10,248 | 10,296 | 10,342 | 10,387 | 10,432 | 10,475 | 10,518 | 10,560 |
| 61Y-65Y | 3,00,000 | 7,019 | 7,055 | 7,091 | 7,125 | 7,159 | 7,192 | 7,224 | 7,255 | 7,286 | 7,317 |
| 61Y-65Y | 4,00,000 | 5,150 | 5,178 | 5,204 | 5,230 | 5,256 | 5,281 | 5,305 | 5,329 | 5,353 | 5,375 |
| 61Y-65Y | 5,00,000 | 3,936 | 3,957 | 3,978 | 3,998 | 4,017 | 4,037 | 4,056 | 4,074 | 4,092 | 4,110 |
| 61Y-65Y | 6,00,000 | 2,606 | 2,620 | 2,634 | 2,648 | 2,662 | 2,675 | 2,688 | 2,701 | 2,713 | 2,726 |
| 61Y-65Y | 7,00,000 | 1,820 | 1,830 | 1,840 | 1,850 | 1,860 | 1,869 | 1,878 | 1,888 | 1,896 | 1,905 |
| 61Y-65Y | 8,00,000 | 1,268 | 1,276 | 1,283 | 1,290 | 1,297 | 1,303 | 1,310 | 1,316 | 1,323 | 1,329 |
| 61Y-65Y | 9,00,000 | 883 | 888 | 893 | 898 | 903 | 907 | 912 | 917 | 921 | 925 |
| 61Y-65Y | 10,00,000 | 613 | 617 | 620 | 624 | 627 | 631 | 634 | 637 | 640 | 643 |
| Age | Deductible/Sum Insured (₹) | 41,00,000 | 42,00,000 | 43,00,000 | 44,00,000 | 45,00,000 | 46,00,000 | 47,00,000 | 48,00,000 | 49,00,000 | 50,00,000 |
| 66Y-70Y | 1,00,000 | 24,389 | 24,498 | 24,605 | 24,710 | 24,812 | 24,912 | 25,010 | 25,106 | 25,200 | 25,292 |
| 66Y-70Y | 2,00,000 | 15,238 | 15,313 | 15,386 | 15,457 | 15,527 | 15,595 | 15,662 | 15,727 | 15,791 | 15,853 |
| 66Y-70Y | 3,00,000 | 10,538 | 10,592 | 10,645 | 10,697 | 10,747 | 10,797 | 10,845 | 10,893 | 10,939 | 10,985 |
| 66Y-70Y | 4,00,000 | 7,732 | 7,773 | 7,813 | 7,853 | 7,891 | 7,928 | 7,965 | 8,001 | 8,036 | 8,070 |
| 66Y-70Y | 5,00,000 | 7,090 | 7,129 | 7,166 | 7,202 | 7,238 | 7,273 | 7,307 | 7,340 | 7,373 | 7,405 |
| 66Y-70Y | 6,00,000 | 4,694 | 4,721 | 4,746 | 4,771 | 4,796 | 4,820 | 4,843 | 4,866 | 4,888 | 4,910 |
| 66Y-70Y | 7,00,000 | 3,278 | 3,297 | 3,315 | 3,333 | 3,350 | 3,367 | 3,384 | 3,401 | 3,417 | 3,432 |
| 66Y-70Y | 8,00,000 | 2,285 | 2,298 | 2,311 | 2,324 | 2,336 | 2,348 | 2,360 | 2,372 | 2,383 | 2,394 |
| 66Y-70Y | 9,00,000 | 1,590 | 1,599 | 1,609 | 1,617 | 1,626 | 1,635 | 1,643 | 1,651 | 1,659 | 1,667 |
| 66Y-70Y | 10,00,000 | 1,105 | 1,111 | 1,118 | 1,124 | 1,130 | 1,136 | 1,142 | 1,148 | 1,154 | 1,159 |
| Age | Deductible/Sum Insured (₹) | 41,00,000 | 42,00,000 | 43,00,000 | 44,00,000 | 45,00,000 | 46,00,000 | 47,00,000 | 48,00,000 | 49,00,000 | 50,00,000 |
| 71Y-75Y | 1,00,000 | 32,159 | 32,303 | 32,445 | 32,583 | 32,718 | 32,849 | 32,978 | 33,105 | 33,229 | 33,350 |
| 71Y-75Y | 2,00,000 | 20,093 | 20,192 | 20,288 | 20,382 | 20,474 | 20,563 | 20,651 | 20,737 | 20,822 | 20,904 |
| 71Y-75Y | 3,00,000 | 13,895 | 13,967 | 14,037 | 14,105 | 14,172 | 14,237 | 14,301 | 14,363 | 14,424 | 14,484 |
| 71Y-75Y | 4,00,000 | 10,196 | 10,250 | 10,303 | 10,354 | 10,405 | 10,454 | 10,503 | 10,550 | 10,596 | 10,641 |
| 71Y-75Y | 5,00,000 | 9,349 | 9,400 | 9,449 | 9,497 | 9,544 | 9,590 | 9,635 | 9,679 | 9,722 | 9,764 |
| 71Y-75Y | 6,00,000 | 6,190 | 6,225 | 6,258 | 6,291 | 6,324 | 6,355 | 6,386 | 6,416 | 6,446 | 6,475 |
| 71Y-75Y | 7,00,000 | 4,323 | 4,347 | 4,371 | 4,395 | 4,418 | 4,440 | 4,462 | 4,484 | 4,505 | 4,526 |
| 71Y-75Y | 8,00,000 | 3,013 | 3,030 | 3,047 | 3,064 | 3,080 | 3,096 | 3,112 | 3,127 | 3,142 | 3,157 |
| 71Y-75Y | 9,00,000 | 2,097 | 2,109 | 2,121 | 2,133 | 2,144 | 2,156 | 2,167 | 2,177 | 2,188 | 2,198 |
| 71Y-75Y | 10,00,000 | 1,457 | 1,466 | 1,474 | 1,482 | 1,490 | 1,498 | 1,506 | 1,514 | 1,521 | 1,528 |

| Age | Deductible/Sum Insured (₹) | 41,00,000 | 42,00,000 | 43,00,000 | 44,00,000 | 45,00,000 | 46,00,000 | 47,00,000 | 48,00,000 | 49,00,000 | 50,00,000 |
|---------|----------------------------|-----------|-----------|-----------|-----------|-----------|-----------|-----------|-----------|-----------|-----------|
| 76Y-80Y | 1,00,000 | 41,044 | 41,228 | 41,409 | 41,585 | 41,757 | 41,925 | 42,090 | 42,251 | 42,409 | 42,564 |
| 76Y-80Y | 2,00,000 | 25,644 | 25,770 | 25,893 | 26,013 | 26,130 | 26,245 | 26,357 | 26,467 | 26,574 | 26,680 |
| 76Y-80Y | 3,00,000 | 17,734 | 17,826 | 17,915 | 18,002 | 18,087 | 18,170 | 18,252 | 18,331 | 18,409 | 18,486 |
| 76Y-80Y | 4,00,000 | 13,013 | 13,082 | 13,149 | 13,215 | 13,280 | 13,343 | 13,404 | 13,464 | 13,524 | 13,581 |
| 76Y-80Y | 5,00,000 | 11,932 | 11,997 | 12,059 | 12,121 | 12,181 | 12,239 | 12,297 | 12,353 | 12,408 | 12,462 |
| 76Y-80Y | 6,00,000 | 7,900 | 7,944 | 7,987 | 8,030 | 8,071 | 8,111 | 8,150 | 8,189 | 8,227 | 8,264 |
| 76Y-80Y | 7,00,000 | 5,517 | 5,548 | 5,579 | 5,609 | 5,638 | 5,667 | 5,695 | 5,723 | 5,750 | 5,776 |
| 76Y-80Y | 8,00,000 | 3,845 | 3,867 | 3,889 | 3,910 | 3,931 | 3,952 | 3,972 | 3,991 | 4,010 | 4,029 |
| 76Y-80Y | 9,00,000 | 2,676 | 2,692 | 2,707 | 2,722 | 2,737 | 2,751 | 2,765 | 2,779 | 2,793 | 2,806 |
| 76Y-80Y | 10,00,000 | 1,859 | 1,870 | 1,881 | 1,892 | 1,902 | 1,912 | 1,922 | 1,932 | 1,941 | 1,951 |
| Age | Deductible/Sum Insured (₹) | 41,00,000 | 42,00,000 | 43,00,000 | 44,00,000 | 45,00,000 | 46,00,000 | 47,00,000 | 48,00,000 | 49,00,000 | 50,00,000 |
| 81Y-85Y | 1,00,000 | 52,383 | 52,619 | 52,849 | 53,074 | 53,293 | 53,508 | 53,718 | 53,924 | 54,126 | 54,323 |
| 81Y-85Y | 2,00,000 | 32,730 | 32,890 | 33,047 | 33,200 | 33,349 | 33,496 | 33,639 | 33,779 | 33,916 | 34,051 |
| 81Y-85Y | 3,00,000 | 22,634 | 22,751 | 22,864 | 22,975 | 23,084 | 23,190 | 23,294 | 23,396 | 23,496 | 23,593 |
| 81Y-85Y | 4,00,000 | 16,608 | 16,696 | 16,782 | 16,866 | 16,948 | 17,029 | 17,107 | 17,184 | 17,260 | 17,334 |
| 81Y-85Y | 5,00,000 | 15,229 | 15,311 | 15,391 | 15,469 | 15,546 | 15,621 | 15,694 | 15,766 | 15,836 | 15,905 |
| 81Y-85Y | 6,00,000 | 10,083 | 10,139 | 10,194 | 10,248 | 10,301 | 10,352 | 10,402 | 10,451 | 10,500 | 10,547 |
| 81Y-85Y | 7,00,000 | 7,041 | 7,081 | 7,120 | 7,159 | 7,196 | 7,233 | 7,269 | 7,304 | 7,338 | 7,372 |
| 81Y-85Y | 8,00,000 | 4,907 | 4,936 | 4,964 | 4,991 | 5,017 | 5,043 | 5,069 | 5,094 | 5,118 | 5,142 |
| 81Y-85Y | 9,00,000 | 3,415 | 3,435 | 3,455 | 3,474 | 3,493 | 3,511 | 3,529 | 3,547 | 3,564 | 3,581 |
| 81Y-85Y | 10,00,000 | 2,373 | 2,387 | 2,401 | 2,415 | 2,428 | 2,441 | 2,453 | 2,466 | 2,478 | 2,490 |
| Age | Deductible/Sum Insured (₹) | 41,00,000 | 42,00,000 | 43,00,000 | 44,00,000 | 45,00,000 | 46,00,000 | 47,00,000 | 48,00,000 | 49,00,000 | 50,00,000 |
| 86Y-90Y | 1,00,000 | 66,856 | 67,157 | 67,450 | 67,737 | 68,017 | 68,292 | 68,560 | 68,823 | 69,080 | 69,332 |
| 86Y-90Y | 2,00,000 | 41,772 | 41,977 | 42,177 | 42,372 | 42,563 | 42,750 | 42,932 | 43,111 | 43,287 | 43,458 |
| 86Y-90Y | 3,00,000 | 28,887 | 29,036 | 29,181 | 29,323 | 29,462 | 29,597 | 29,730 | 29,860 | 29,987 | 30,111 |
| 86Y-90Y | 4,00,000 | 21,197 | 21,309 | 21,419 | 21,526 | 21,631 | 21,734 | 21,834 | 21,932 | 22,028 | 22,123 |
| 86Y-90Y | 5,00,000 | 19,437 | 19,541 | 19,643 | 19,743 | 19,841 | 19,936 | 20,030 | 20,121 | 20,211 | 20,299 |
| 86Y-90Y | 6,00,000 | 12,869 | 12,940 | 13,011 | 13,079 | 13,146 | 13,212 | 13,276 | 13,339 | 13,401 | 13,461 |
| 86Y-90Y | 7,00,000 | 8,986 | 9,038 | 9,088 | 9,137 | 9,184 | 9,231 | 9,277 | 9,322 | 9,366 | 9,409 |
| 86Y-90Y | 8,00,000 | 6,263 | 6,300 | 6,335 | 6,370 | 6,404 | 6,437 | 6,469 | 6,501 | 6,532 | 6,563 |
| 86Y-90Y | 9,00,000 | 4,359 | 4,384 | 4,409 | 4,434 | 4,458 | 4,481 | 4,504 | 4,527 | 4,549 | 4,570 |
| 86Y-90Y | 10,00,000 | 3,029 | 3,047 | 3,064 | 3,082 | 3,099 | 3,115 | 3,131 | 3,147 | 3,162 | 3,178 |

| Age | Deductible/Sum Insured (₹) | 41,00,000 | 42,00,000 | 43,00,000 | 44,00,000 | 45,00,000 | 46,00,000 | 47,00,000 | 48,00,000 | 49,00,000 | 50,00,000 |
|-----------|----------------------------|-----------|-----------|-----------|-----------|-----------|-----------|-----------|-----------|-----------|-----------|
| 91Y-95Y | 1,00,000 | 85,327 | 85,711 | 86,085 | 86,451 | 86,809 | 87,159 | 87,502 | 87,837 | 88,165 | 88,487 |
| 91Y-95Y | 2,00,000 | 53,313 | 53,574 | 53,829 | 54,079 | 54,322 | 54,561 | 54,794 | 55,022 | 55,246 | 55,465 |
| 91Y-95Y | 3,00,000 | 36,868 | 37,058 | 37,243 | 37,424 | 37,601 | 37,774 | 37,944 | 38,109 | 38,272 | 38,431 |
| 91Y-95Y | 4,00,000 | 27,053 | 27,196 | 27,336 | 27,473 | 27,607 | 27,738 | 27,866 | 27,992 | 28,115 | 28,235 |
| 91Y-95Y | 5,00,000 | 24,806 | 24,940 | 25,071 | 25,198 | 25,323 | 25,444 | 25,564 | 25,680 | 25,795 | 25,907 |
| 91Y-95Y | 6,00,000 | 16,424 | 16,516 | 16,605 | 16,693 | 16,778 | 16,862 | 16,944 | 17,024 | 17,103 | 17,180 |
| 91Y-95Y | 7,00,000 | 11,469 | 11,534 | 11,598 | 11,661 | 11,722 | 11,782 | 11,840 | 11,897 | 11,953 | 12,008 |
| 91Y-95Y | 8,00,000 | 7,994 | 8,040 | 8,085 | 8,130 | 8,173 | 8,215 | 8,257 | 8,297 | 8,337 | 8,376 |
| 91Y-95Y | 9,00,000 | 5,563 | 5,596 | 5,628 | 5,659 | 5,690 | 5,719 | 5,749 | 5,777 | 5,805 | 5,833 |
| 91Y-95Y | 10,00,000 | 3,865 | 3,888 | 3,911 | 3,933 | 3,955 | 3,976 | 3,996 | 4,016 | 4,036 | 4,055 |
| Age | Deductible/Sum Insured (₹) | 41,00,000 | 42,00,000 | 43,00,000 | 44,00,000 | 45,00,000 | 46,00,000 | 47,00,000 | 48,00,000 | 49,00,000 | 50,00,000 |
| 96Y-100Y | 1,00,000 | 1,08,901 | 1,09,391 | 1,09,869 | 1,10,336 | 1,10,793 | 1,11,240 | 1,11,677 | 1,12,105 | 1,12,524 | 1,12,934 |
| 96Y-100Y | 2,00,000 | 68,042 | 68,376 | 68,702 | 69,020 | 69,331 | 69,635 | 69,932 | 70,224 | 70,509 | 70,789 |
| 96Y-100Y | 3,00,000 | 47,055 | 47,297 | 47,533 | 47,764 | 47,990 | 48,211 | 48,427 | 48,638 | 48,845 | 49,048 |
| 96Y-100Y | 4,00,000 | 34,527 | 34,710 | 34,889 | 35,064 | 35,235 | 35,402 | 35,565 | 35,725 | 35,882 | 36,036 |
| 96Y-100Y | 5,00,000 | 31,660 | 31,831 | 31,997 | 32,160 | 32,319 | 32,474 | 32,627 | 32,776 | 32,921 | 33,064 |
| 96Y-100Y | 6,00,000 | 20,961 | 21,079 | 21,193 | 21,305 | 21,414 | 21,521 | 21,625 | 21,728 | 21,828 | 21,926 |
| 96Y-100Y | 7,00,000 | 14,638 | 14,721 | 14,803 | 14,882 | 14,960 | 15,037 | 15,111 | 15,184 | 15,256 | 15,326 |
| 96Y-100Y | 8,00,000 | 10,202 | 10,261 | 10,319 | 10,376 | 10,431 | 10,485 | 10,538 | 10,590 | 10,640 | 10,690 |
| 96Y-100Y | 9,00,000 | 7,100 | 7,142 | 7,182 | 7,222 | 7,261 | 7,300 | 7,337 | 7,374 | 7,409 | 7,444 |
| 96Y-100Y | 10,00,000 | 4,933 | 4,963 | 4,992 | 5,020 | 5,047 | 5,074 | 5,100 | 5,126 | 5,151 | 5,176 |
| Age | Deductible/Sum Insured (₹) | 41,00,000 | 42,00,000 | 43,00,000 | 44,00,000 | 45,00,000 | 46,00,000 | 47,00,000 | 48,00,000 | 49,00,000 | 50,00,000 |
| 101Y-105Y | 1,00,000 | 1,38,989 | 1,39,614 | 1,40,224 | 1,40,820 | 1,41,403 | 1,41,973 | 1,42,531 | 1,43,077 | 1,43,612 | 1,44,136 |
| 101Y-105Y | 2,00,000 | 86,841 | 87,267 | 87,682 | 88,089 | 88,485 | 88,874 | 89,254 | 89,625 | 89,990 | 90,346 |
| 101Y-105Y | 3,00,000 | 60,055 | 60,364 | 60,666 | 60,960 | 61,249 | 61,530 | 61,806 | 62,076 | 62,341 | 62,600 |
| 101Y-105Y | 4,00,000 | 44,066 | 44,300 | 44,528 | 44,751 | 44,969 | 45,183 | 45,391 | 45,596 | 45,796 | 45,992 |
| 101Y-105Y | 5,00,000 | 40,407 | 40,625 | 40,837 | 41,045 | 41,248 | 41,446 | 41,641 | 41,831 | 42,017 | 42,199 |
| 101Y-105Y | 6,00,000 | 26,753 | 26,902 | 27,048 | 27,191 | 27,330 | 27,467 | 27,600 | 27,731 | 27,859 | 27,984 |
| 101Y-105Y | 7,00,000 | 18,682 | 18,788 | 18,893 | 18,994 | 19,094 | 19,191 | 19,286 | 19,379 | 19,470 | 19,560 |
| 101Y-105Y | 8,00,000 | 13,021 | 13,096 | 13,170 | 13,242 | 13,313 | 13,382 | 13,449 | 13,515 | 13,580 | 13,644 |
| 101Y-105Y | 9,00,000 | 9,061 | 9,115 | 9,167 | 9,218 | 9,268 | 9,316 | 9,364 | 9,411 | 9,456 | 9,501 |
| 101Y-105Y | 10,00,000 | 6,296 | 6,334 | 6,371 | 6,407 | 6,442 | 6,476 | 6,509 | 6,542 | 6,574 | 6,606 |

| Age | Deductible/Sum Insured (₹) | 41,00,000 | 42,00,000 | 43,00,000 | 44,00,000 | 45,00,000 | 46,00,000 | 47,00,000 | 48,00,000 | 49,00,000 | 50,00,000 |
|-----------|----------------------------|-----------|-----------|-----------|-----------|-----------|-----------|-----------|-----------|-----------|-----------|
| 106Y-110Y | 1,00,000 | 1,77,389 | 1,78,186 | 1,78,965 | 1,79,726 | 1,80,470 | 1,81,198 | 1,81,910 | 1,82,607 | 1,83,289 | 1,83,958 |
| 106Y-110Y | 2,00,000 | 1,10,834 | 1,11,377 | 1,11,908 | 1,12,426 | 1,12,932 | 1,13,428 | 1,13,913 | 1,14,387 | 1,14,852 | 1,15,307 |
| 106Y-110Y | 3,00,000 | 76,647 | 77,041 | 77,426 | 77,803 | 78,170 | 78,530 | 78,882 | 79,227 | 79,564 | 79,895 |
| 106Y-110Y | 4,00,000 | 56,241 | 56,539 | 56,831 | 57,115 | 57,394 | 57,666 | 57,932 | 58,193 | 58,448 | 58,698 |
| 106Y-110Y | 5,00,000 | 51,571 | 51,849 | 52,120 | 52,385 | 52,644 | 52,897 | 53,145 | 53,388 | 53,626 | 53,858 |
| 106Y-110Y | 6,00,000 | 34,144 | 34,335 | 34,521 | 34,703 | 34,881 | 35,055 | 35,226 | 35,392 | 35,556 | 35,716 |
| 106Y-110Y | 7,00,000 | 23,843 | 23,979 | 24,112 | 24,242 | 24,369 | 24,493 | 24,614 | 24,733 | 24,850 | 24,964 |
| 106Y-110Y | 8,00,000 | 16,618 | 16,715 | 16,809 | 16,901 | 16,991 | 17,079 | 17,165 | 17,249 | 17,332 | 17,413 |
| 106Y-110Y | 9,00,000 | 11,565 | 11,633 | 11,700 | 11,765 | 11,828 | 11,890 | 11,951 | 12,011 | 12,069 | 12,126 |
| 106Y-110Y | 10,00,000 | 8,036 | 8,084 | 8,131 | 8,177 | 8,221 | 8,265 | 8,308 | 8,350 | 8,391 | 8,431 |
| Age | Deductible/Sum Insured (₹) | 41,00,000 | 42,00,000 | 43,00,000 | 44,00,000 | 45,00,000 | 46,00,000 | 47,00,000 | 48,00,000 | 49,00,000 | 50,00,000 |
| 111Y-115Y | 1,00,000 | 2,26,398 | 2,27,416 | 2,28,410 | 2,29,381 | 2,30,331 | 2,31,259 | 2,32,168 | 2,33,058 | 2,33,929 | 2,34,782 |
| 111Y-115Y | 2,00,000 | 1,41,455 | 1,42,149 | 1,42,826 | 1,43,487 | 1,44,134 | 1,44,766 | 1,45,385 | 1,45,990 | 1,46,584 | 1,47,165 |
| 111Y-115Y | 3,00,000 | 97,823 | 98,326 | 98,818 | 99,298 | 99,767 | 1,00,227 | 1,00,676 | 1,01,116 | 1,01,546 | 1,01,968 |
| 111Y-115Y | 4,00,000 | 71,779 | 72,160 | 72,532 | 72,895 | 73,250 | 73,598 | 73,938 | 74,270 | 74,596 | 74,916 |
| 111Y-115Y | 5,00,000 | 65,819 | 66,173 | 66,520 | 66,858 | 67,188 | 67,512 | 67,828 | 68,138 | 68,441 | 68,739 |
| 111Y-115Y | 6,00,000 | 43,577 | 43,821 | 44,059 | 44,291 | 44,518 | 44,740 | 44,958 | 45,171 | 45,379 | 45,583 |
| 111Y-115Y | 7,00,000 | 30,431 | 30,604 | 30,774 | 30,940 | 31,102 | 31,260 | 31,415 | 31,567 | 31,715 | 31,861 |
| 111Y-115Y | 8,00,000 | 21,209 | 21,333 | 21,453 | 21,570 | 21,685 | 21,798 | 21,908 | 22,015 | 22,121 | 22,224 |
| 111Y-115Y | 9,00,000 | 14,760 | 14,847 | 14,932 | 15,015 | 15,096 | 15,175 | 15,253 | 15,329 | 15,404 | 15,477 |
| 111Y-115Y | 10,00,000 | 10,256 | 10,317 | 10,377 | 10,436 | 10,493 | 10,549 | 10,603 | 10,657 | 10,709 | 10,760 |

Premium Chart for Individual (Inclusive of GST)

| Age | Deductible/Sum Insured (₹) | 1,00,000 | 2,00,000 | 3,00,000 | 4,00,000 | 5,00,000 | 6,00,000 | 7,00,000 | 8,00,000 | 9,00,000 | 10,00,000 |
|---------|----------------------------|----------|----------|----------|----------|----------|----------|----------|----------|----------|-----------|
| 3M-18Y | 1,00,000 | 1179 | 1765 | 2109 | 2331 | 2489 | 2603 | 2689 | 2756 | 2811 | 2853 |
| 3M-18Y | 2,00,000 | 586 | 930 | 1152 | 1310 | 1425 | 1512 | 1578 | 1632 | 1676 | 1710 |
| 3M-18Y | 3,00,000 | 343 | 565 | 723 | 838 | 924 | 991 | 1045 | 1088 | 1122 | 1151 |
| 3M-18Y | 4,00,000 | 236 | 380 | 494 | 581 | 648 | 702 | 745 | 779 | 807 | 831 |
| 3M-18Y | 5,00,000 | 236 | 273 | 359 | 426 | 480 | 523 | 557 | 585 | 609 | 629 |
| 3M-18Y | 6,00,000 | 236 | 236 | 236 | 260 | 291 | 321 | 350 | 372 | 388 | 404 |
| 3M-18Y | 7,00,000 | 236 | 236 | 236 | 236 | 236 | 236 | 237 | 253 | 266 | 277 |
| 3M-18Y | 8,00,000 | 236 | 236 | 236 | 236 | 236 | 236 | 236 | 236 | 236 | 236 |
| 3M-18Y | 9,00,000 | 236 | 236 | 236 | 236 | 236 | 236 | 236 | 236 | 236 | 236 |
| 3M-18Y | 10,00,000 | 236 | 236 | 236 | 236 | 236 | 236 | 236 | 236 | 236 | 236 |
| Age | Deductible/Sum Insured (₹) | 1,00,000 | 2,00,000 | 3,00,000 | 4,00,000 | 5,00,000 | 6,00,000 | 7,00,000 | 8,00,000 | 9,00,000 | 10,00,000 |
| 19Y-35Y | 1,00,000 | 1466 | 2196 | 2623 | 2899 | 3096 | 3239 | 3346 | 3430 | 3496 | 3551 |
| 19Y-35Y | 2,00,000 | 730 | 1158 | 1434 | 1630 | 1774 | 1880 | 1964 | 2031 | 2084 | 2126 |
| 19Y-35Y | 3,00,000 | 427 | 703 | 900 | 1043 | 1151 | 1233 | 1300 | 1355 | 1397 | 1431 |
| 19Y-35Y | 4,00,000 | 276 | 473 | 616 | 723 | 806 | 873 | 927 | 970 | 1004 | 1034 |
| 19Y-35Y | 5,00,000 | 236 | 340 | 447 | 530 | 597 | 651 | 694 | 728 | 758 | 782 |
| 19Y-35Y | 6,00,000 | 236 | 236 | 262 | 323 | 362 | 400 | 437 | 461 | 483 | 502 |
| 19Y-35Y | 7,00,000 | 236 | 236 | 236 | 236 | 241 | 268 | 295 | 315 | 330 | 345 |
| 19Y-35Y | 8,00,000 | 236 | 236 | 236 | 236 | 236 | 236 | 236 | 236 | 236 | 237 |
| 19Y-35Y | 9,00,000 | 236 | 236 | 236 | 236 | 236 | 236 | 236 | 236 | 236 | 236 |
| 19Y-35Y | 10,00,000 | 236 | 236 | 236 | 236 | 236 | 236 | 236 | 236 | 236 | 236 |

| Age | Deductible/Sum Insured (₹) | 1,00,000 | 2,00,000 | 3,00,000 | 4,00,000 | 5,00,000 | 6,00,000 | 7,00,000 | 8,00,000 | 9,00,000 | 10,00,000 |
|---------|----------------------------|----------|----------|----------|----------|----------|----------|----------|----------|----------|-----------|
| 36Y-40Y | 1,00,000 | 1809 | 2710 | 3238 | 3578 | 3821 | 3998 | 4130 | 4233 | 4315 | 4381 |
| 36Y-40Y | 2,00,000 | 902 | 1428 | 1769 | 2012 | 2188 | 2321 | 2424 | 2506 | 2572 | 2624 |
| 36Y-40Y | 3,00,000 | 527 | 868 | 1110 | 1287 | 1420 | 1522 | 1605 | 1671 | 1724 | 1766 |
| 36Y-40Y | 4,00,000 | 341 | 583 | 760 | 892 | 995 | 1077 | 1145 | 1197 | 1239 | 1276 |
| 36Y-40Y | 5,00,000 | 243 | 419 | 551 | 655 | 738 | 804 | 856 | 898 | 935 | 965 |
| 36Y-40Y | 6,00,000 | 236 | 244 | 323 | 399 | 447 | 493 | 538 | 570 | 596 | 620 |
| 36Y-40Y | 7,00,000 | 236 | 236 | 236 | 262 | 297 | 330 | 365 | 388 | 408 | 426 |
| 36Y-40Y | 8,00,000 | 236 | 236 | 236 | 236 | 236 | 236 | 247 | 264 | 280 | 293 |
| 36Y-40Y | 9,00,000 | 236 | 236 | 236 | 236 | 236 | 236 | 236 | 236 | 236 | 236 |
| 36Y-40Y | 10,00,000 | 236 | 236 | 236 | 236 | 236 | 236 | 236 | 236 | 236 | 236 |
| Age | Deductible/Sum Insured (₹) | 1,00,000 | 2,00,000 | 3,00,000 | 4,00,000 | 5,00,000 | 6,00,000 | 7,00,000 | 8,00,000 | 9,00,000 | 10,00,000 |
| 41Y-45Y | 1,00,000 | 2102 | 3148 | 3761 | 4156 | 4438 | 4643 | 4797 | 4917 | 5013 | 5089 |
| 41Y-45Y | 2,00,000 | 1047 | 1659 | 2054 | 2336 | 2542 | 2695 | 2815 | 2911 | 2988 | 3049 |
| 41Y-45Y | 3,00,000 | 612 | 1008 | 1290 | 1495 | 1648 | 1769 | 1864 | 1941 | 2002 | 2052 |
| 41Y-45Y | 4,00,000 | 395 | 677 | 883 | 1036 | 1156 | 1252 | 1329 | 1390 | 1440 | 1481 |
| 41Y-45Y | 5,00,000 | 282 | 487 | 641 | 760 | 857 | 933 | 994 | 1043 | 1086 | 1122 |
| 41Y-45Y | 6,00,000 | 236 | 283 | 375 | 464 | 520 | 573 | 625 | 662 | 693 | 719 |
| 41Y-45Y | 7,00,000 | 236 | 236 | 242 | 304 | 345 | 385 | 424 | 451 | 474 | 494 |
| 41Y-45Y | 8,00,000 | 236 | 236 | 236 | 236 | 236 | 257 | 287 | 307 | 325 | 340 |
| 41Y-45Y | 9,00,000 | 236 | 236 | 236 | 236 | 236 | 236 | 236 | 236 | 236 | 236 |
| 41Y-45Y | 10,00,000 | 236 | 236 | 236 | 236 | 236 | 236 | 236 | 236 | 236 | 236 |
| Age | Deductible/Sum Insured (₹) | 1,00,000 | 2,00,000 | 3,00,000 | 4,00,000 | 5,00,000 | 6,00,000 | 7,00,000 | 8,00,000 | 9,00,000 | 10,00,000 |
| 46Y-55Y | 1,00,000 | 2838 | 4252 | 5079 | 5613 | 5994 | 6272 | 6479 | 6640 | 6770 | 6875 |
| 46Y-55Y | 2,00,000 | 1414 | 2241 | 2775 | 3157 | 3433 | 3640 | 3802 | 3932 | 4036 | 4118 |
| 46Y-55Y | 3,00,000 | 827 | 1362 | 1743 | 2019 | 2227 | 2388 | 2518 | 2622 | 2705 | 2772 |
| 46Y-55Y | 4,00,000 | 535 | 915 | 1192 | 1399 | 1561 | 1691 | 1795 | 1877 | 1943 | 2001 |
| 46Y-55Y | 5,00,000 | 381 | 657 | 865 | 1027 | 1156 | 1260 | 1343 | 1410 | 1467 | 1515 |
| 46Y-55Y | 6,00,000 | 236 | 382 | 507 | 625 | 702 | 774 | 845 | 894 | 935 | 971 |
| 46Y-55Y | 7,00,000 | 236 | 242 | 327 | 411 | 466 | 519 | 572 | 609 | 640 | 668 |
| 46Y-55Y | 8,00,000 | 236 | 236 | 236 | 270 | 309 | 348 | 387 | 415 | 438 | 459 |
| 46Y-55Y | 9,00,000 | 236 | 236 | 236 | 236 | 236 | 236 | 262 | 283 | 300 | 315 |
| 46Y-55Y | 10,00,000 | 236 | 236 | 236 | 236 | 236 | 236 | 236 | 236 | 236 | 236 |

| Age | Deductible/Sum Insured (₹) | 1,00,000 | 2,00,000 | 3,00,000 | 4,00,000 | 5,00,000 | 6,00,000 | 7,00,000 | 8,00,000 | 9,00,000 | 10,00,000 |
|---------|----------------------------|----------|----------|----------|----------|----------|----------|----------|----------|----------|-----------|
| 56Y-60Y | 1,00,000 | 4614 | 6911 | 8256 | 9125 | 9743 | 10194 | 10532 | 10793 | 11005 | 11173 |
| 56Y-60Y | 2,00,000 | 2297 | 3643 | 4511 | 5129 | 5580 | 5918 | 6180 | 6391 | 6560 | 6693 |
| 56Y-60Y | 3,00,000 | 1345 | 2214 | 2832 | 3283 | 3620 | 3882 | 4093 | 4262 | 4396 | 4504 |
| 56Y-60Y | 4,00,000 | 868 | 1488 | 1938 | 2275 | 2538 | 2748 | 2917 | 3051 | 3160 | 3252 |
| 56Y-60Y | 5,00,000 | 618 | 1069 | 1407 | 1669 | 1880 | 2048 | 2182 | 2292 | 2384 | 2463 |
| 56Y-60Y | 6,00,000 | 334 | 622 | 825 | 1017 | 1142 | 1258 | 1372 | 1454 | 1520 | 1579 |
| 56Y-60Y | 7,00,000 | 236 | 393 | 531 | 668 | 758 | 844 | 930 | 990 | 1041 | 1086 |
| 56Y-60Y | 8,00,000 | 236 | 248 | 342 | 439 | 503 | 565 | 629 | 675 | 713 | 746 |
| 56Y-60Y | 9,00,000 | 236 | 236 | 236 | 288 | 334 | 379 | 426 | 459 | 487 | 513 |
| 56Y-60Y | 10,00,000 | 236 | 236 | 236 | 236 | 236 | 254 | 288 | 313 | 334 | 353 |
| Age | Deductible/Sum Insured (₹) | 1,00,000 | 2,00,000 | 3,00,000 | 4,00,000 | 5,00,000 | 6,00,000 | 7,00,000 | 8,00,000 | 9,00,000 | 10,00,000 |
| 61Y-65Y | 1,00,000 | 5885 | 8815 | 10530 | 11638 | 12428 | 13001 | 13432 | 13767 | 14036 | 14251 |
| 61Y-65Y | 2,00,000 | 2931 | 4646 | 5754 | 6543 | 7117 | 7547 | 7882 | 8151 | 8366 | 8537 |
| 61Y-65Y | 3,00,000 | 1715 | 2823 | 3612 | 4187 | 4617 | 4951 | 5220 | 5436 | 5606 | 5745 |
| 61Y-65Y | 4,00,000 | 1108 | 1897 | 2471 | 2902 | 3237 | 3506 | 3721 | 3892 | 4031 | 4149 |
| 61Y-65Y | 5,00,000 | 789 | 1363 | 1794 | 2129 | 2398 | 2613 | 2784 | 2923 | 3041 | 3141 |
| 61Y-65Y | 6,00,000 | 426 | 793 | 1053 | 1297 | 1456 | 1605 | 1751 | 1854 | 1939 | 2013 |
| 61Y-65Y | 7,00,000 | 258 | 502 | 677 | 852 | 966 | 1076 | 1186 | 1263 | 1328 | 1384 |
| 61Y-65Y | 8,00,000 | 236 | 316 | 437 | 561 | 642 | 721 | 802 | 860 | 909 | 952 |
| 61Y-65Y | 9,00,000 | 236 | 236 | 281 | 368 | 426 | 484 | 543 | 586 | 622 | 655 |
| 61Y-65Y | 10,00,000 | 236 | 236 | 236 | 242 | 282 | 325 | 368 | 399 | 426 | 450 |
| Age | Deductible/Sum Insured (₹) | 1,00,000 | 2,00,000 | 3,00,000 | 4,00,000 | 5,00,000 | 6,00,000 | 7,00,000 | 8,00,000 | 9,00,000 | 10,00,000 |
| 66Y-70Y | 1,00,000 | 8835 | 13235 | 15810 | 17472 | 18657 | 19520 | 20166 | 20669 | 21072 | 21396 |
| 66Y-70Y | 2,00,000 | 4400 | 6975 | 8638 | 9822 | 10685 | 11332 | 11834 | 12238 | 12561 | 12817 |
| 66Y-70Y | 3,00,000 | 2575 | 4239 | 5423 | 6285 | 6931 | 7434 | 7838 | 8161 | 8417 | 8626 |
| 66Y-70Y | 4,00,000 | 1664 | 2849 | 3710 | 4357 | 4859 | 5263 | 5586 | 5842 | 6051 | 6228 |
| 66Y-70Y | 5,00,000 | 1422 | 2456 | 3232 | 3835 | 4319 | 4708 | 5015 | 5265 | 5478 | 5659 |
| 66Y-70Y | 6,00,000 | 768 | 1430 | 1896 | 2338 | 2623 | 2891 | 3154 | 3339 | 3493 | 3627 |
| 66Y-70Y | 7,00,000 | 466 | 903 | 1221 | 1535 | 1742 | 1938 | 2136 | 2275 | 2391 | 2493 |
| 66Y-70Y | 8,00,000 | 283 | 570 | 786 | 1009 | 1155 | 1299 | 1446 | 1549 | 1637 | 1715 |
| 66Y-70Y | 9,00,000 | 236 | 360 | 506 | 663 | 767 | 871 | 979 | 1056 | 1120 | 1179 |
| 66Y-70Y | 10,00,000 | 236 | 236 | 326 | 435 | 509 | 584 | 663 | 719 | 767 | 811 |

| Age | Deductible/Sum Insured (₹) | 1,00,000 | 2,00,000 | 3,00,000 | 4,00,000 | 5,00,000 | 6,00,000 | 7,00,000 | 8,00,000 | 9,00,000 | 10,00,000 |
|---------|----------------------------|----------|----------|----------|----------|----------|----------|----------|----------|----------|-----------|
| 71Y-75Y | 1,00,000 | 11649 | 17451 | 20846 | 23040 | 24602 | 25738 | 26590 | 27253 | 27785 | 28213 |
| 71Y-75Y | 2,00,000 | 5802 | 9197 | 11391 | 12953 | 14089 | 14941 | 15604 | 16137 | 16562 | 16900 |
| 71Y-75Y | 3,00,000 | 3395 | 5588 | 7151 | 8287 | 9140 | 9802 | 10334 | 10762 | 11099 | 11374 |
| 71Y-75Y | 4,00,000 | 2194 | 3756 | 4892 | 5744 | 6407 | 6940 | 7367 | 7703 | 7978 | 8212 |
| 71Y-75Y | 5,00,000 | 1875 | 3238 | 4262 | 5056 | 5696 | 6208 | 6613 | 6942 | 7223 | 7461 |
| 71Y-75Y | 6,00,000 | 1014 | 1886 | 2499 | 3082 | 3460 | 3813 | 4160 | 4404 | 4606 | 4783 |
| 71Y-75Y | 7,00,000 | 615 | 1189 | 1610 | 2025 | 2296 | 2556 | 2815 | 3000 | 3153 | 3289 |
| 71Y-75Y | 8,00,000 | 373 | 752 | 1037 | 1330 | 1523 | 1713 | 1907 | 2044 | 2158 | 2261 |
| 71Y-75Y | 9,00,000 | 236 | 474 | 668 | 874 | 1011 | 1148 | 1291 | 1392 | 1477 | 1554 |
| 71Y-75Y | 10,00,000 | 236 | 300 | 430 | 575 | 671 | 769 | 874 | 949 | 1011 | 1069 |
| Age | Deductible/Sum Insured (₹) | 1,00,000 | 2,00,000 | 3,00,000 | 4,00,000 | 5,00,000 | 6,00,000 | 7,00,000 | 8,00,000 | 9,00,000 | 10,00,000 |
| 76Y-80Y | 1,00,000 | 14868 | 22273 | 26605 | 29404 | 31399 | 32849 | 33937 | 34783 | 35463 | 36007 |
| 76Y-80Y | 2,00,000 | 7405 | 11737 | 14536 | 16531 | 17981 | 19069 | 19915 | 20595 | 21139 | 21569 |
| 76Y-80Y | 3,00,000 | 4333 | 7132 | 9126 | 10576 | 11665 | 12510 | 13190 | 13735 | 14165 | 14516 |
| 76Y-80Y | 4,00,000 | 2799 | 4793 | 6243 | 7331 | 8177 | 8857 | 9401 | 9832 | 10183 | 10481 |
| 76Y-80Y | 5,00,000 | 2871 | 4134 | 5439 | 6453 | 7269 | 7923 | 8439 | 8861 | 9218 | 9523 |
| 76Y-80Y | 6,00,000 | 1293 | 2406 | 3191 | 3933 | 4416 | 4865 | 5308 | 5620 | 5878 | 6103 |
| 76Y-80Y | 7,00,000 | 785 | 1519 | 2054 | 2584 | 2930 | 3262 | 3594 | 3829 | 4024 | 4196 |
| 76Y-80Y | 8,00,000 | 476 | 959 | 1323 | 1698 | 1945 | 2187 | 2433 | 2608 | 2754 | 2885 |
| 76Y-80Y | 9,00,000 | 289 | 605 | 852 | 1115 | 1291 | 1466 | 1647 | 1777 | 1886 | 1984 |
| 76Y-80Y | 10,00,000 | 236 | 382 | 549 | 733 | 857 | 982 | 1115 | 1211 | 1291 | 1364 |
| Age | Deductible/Sum Insured (₹) | 1,00,000 | 2,00,000 | 3,00,000 | 4,00,000 | 5,00,000 | 6,00,000 | 7,00,000 | 8,00,000 | 9,00,000 | 10,00,000 |
| 81Y-85Y | 1,00,000 | 18976 | 28425 | 33956 | 37529 | 40073 | 41924 | 43313 | 44393 | 45260 | 45955 |
| 81Y-85Y | 2,00,000 | 9451 | 14980 | 18553 | 21098 | 22949 | 24338 | 25417 | 26285 | 26980 | 27528 |
| 81Y-85Y | 3,00,000 | 5531 | 9103 | 11648 | 13499 | 14888 | 15967 | 16834 | 17529 | 18079 | 18527 |
| 81Y-85Y | 4,00,000 | 3573 | 6117 | 7969 | 9357 | 10437 | 11304 | 11999 | 12548 | 12997 | 13376 |
| 81Y-85Y | 5,00,000 | 3054 | 5275 | 6942 | 8236 | 9277 | 10111 | 10771 | 11308 | 11765 | 12154 |
| 81Y-85Y | 6,00,000 | 1651 | 3070 | 4072 | 5020 | 5635 | 6209 | 6774 | 7173 | 7502 | 7790 |
| 81Y-85Y | 7,00,000 | 1001 | 1939 | 2622 | 3298 | 3739 | 4162 | 4587 | 4886 | 5135 | 5356 |
| 81Y-85Y | 8,00,000 | 607 | 1224 | 1689 | 2166 | 2482 | 2791 | 3106 | 3329 | 3515 | 3683 |
| 81Y-85Y | 9,00,000 | 368 | 773 | 1088 | 1424 | 1647 | 1870 | 2103 | 2268 | 2406 | 2532 |
| 81Y-85Y | 10,00,000 | 236 | 487 | 701 | 936 | 1093 | 1253 | 1423 | 1545 | 1647 | 1741 |

| Age | Deductible/Sum Insured (₹) | 1,00,000 | 2,00,000 | 3,00,000 | 4,00,000 | 5,00,000 | 6,00,000 | 7,00,000 | 8,00,000 | 9,00,000 | 10,00,000 |
|----------|----------------------------|----------|----------|----------|----------|----------|----------|----------|----------|----------|-----------|
| 86Y-90Y | 1,00,000 | 24218 | 36279 | 43337 | 47897 | 51145 | 53507 | 55279 | 56658 | 57765 | 58651 |
| 86Y-90Y | 2,00,000 | 12061 | 19120 | 23679 | 26926 | 29290 | 31062 | 32439 | 33546 | 34434 | 35135 |
| 86Y-90Y | 3,00,000 | 7059 | 11618 | 14866 | 17228 | 19002 | 20379 | 21485 | 22373 | 23074 | 23645 |
| 86Y-90Y | 4,00,000 | 4560 | 7808 | 10170 | 11943 | 13320 | 14427 | 15314 | 16015 | 16587 | 17072 |
| 86Y-90Y | 5,00,000 | 3898 | 6733 | 8859 | 10513 | 11840 | 12906 | 13746 | 14433 | 15016 | 15512 |
| 86Y-90Y | 6,00,000 | 2106 | 3919 | 5197 | 6406 | 7192 | 7925 | 8647 | 9156 | 9575 | 9942 |
| 86Y-90Y | 7,00,000 | 1278 | 2474 | 3346 | 4209 | 4773 | 5312 | 5854 | 6236 | 6554 | 6836 |
| 86Y-90Y | 8,00,000 | 775 | 1562 | 2156 | 2766 | 3167 | 3561 | 3964 | 4248 | 4486 | 4700 |
| 86Y-90Y | 9,00,000 | 470 | 986 | 1388 | 1817 | 2102 | 2387 | 2683 | 2895 | 3072 | 3232 |
| 86Y-90Y | 10,00,000 | 286 | 622 | 894 | 1194 | 1395 | 1600 | 1817 | 1972 | 2103 | 2222 |
| Age | Deductible/Sum Insured (₹) | 1,00,000 | 2,00,000 | 3,00,000 | 4,00,000 | 5,00,000 | 6,00,000 | 7,00,000 | 8,00,000 | 9,00,000 | 10,00,000 |
| 91Y-95Y | 1,00,000 | 30909 | 46302 | 55310 | 61130 | 65275 | 68290 | 70552 | 72310 | 73723 | 74856 |
| 91Y-95Y | 2,00,000 | 15393 | 24401 | 30221 | 34366 | 37381 | 39643 | 41401 | 42814 | 43947 | 44841 |
| 91Y-95Y | 3,00,000 | 9008 | 14828 | 18973 | 21988 | 24250 | 26008 | 27421 | 28554 | 29448 | 30177 |
| 91Y-95Y | 4,00,000 | 5820 | 9965 | 12980 | 15242 | 17000 | 18413 | 19546 | 20440 | 21169 | 21790 |
| 91Y-95Y | 5,00,000 | 4974 | 8593 | 11307 | 13417 | 15112 | 16470 | 17544 | 18420 | 19164 | 19798 |
| 91Y-95Y | 6,00,000 | 2688 | 5002 | 6633 | 8176 | 9179 | 10115 | 11035 | 11684 | 12220 | 12689 |
| 91Y-95Y | 7,00,000 | 1631 | 3158 | 4272 | 5373 | 6091 | 6780 | 7472 | 7960 | 8365 | 8724 |
| 91Y-95Y | 8,00,000 | 989 | 1993 | 2751 | 3529 | 4043 | 4545 | 5059 | 5422 | 5727 | 5998 |
| 91Y-95Y | 9,00,000 | 599 | 1258 | 1771 | 2320 | 2683 | 3047 | 3426 | 3693 | 3920 | 4124 |
| 91Y-95Y | 10,00,000 | 363 | 794 | 1141 | 1523 | 1781 | 2043 | 2319 | 2516 | 2683 | 2836 |
| Age | Deductible/Sum Insured (₹) | 1,00,000 | 2,00,000 | 3,00,000 | 4,00,000 | 5,00,000 | 6,00,000 | 7,00,000 | 8,00,000 | 9,00,000 | 10,00,000 |
| 96Y-100Y | 1,00,000 | 39449 | 59094 | 70592 | 78019 | 83309 | 87158 | 90045 | 92289 | 94092 | 95536 |
| 96Y-100Y | 2,00,000 | 19646 | 31144 | 38571 | 43861 | 47710 | 50597 | 52840 | 54643 | 56088 | 57230 |
| 96Y-100Y | 3,00,000 | 11497 | 18925 | 24215 | 28064 | 30950 | 33195 | 34998 | 36442 | 37584 | 38515 |
| 96Y-100Y | 4,00,000 | 7427 | 12718 | 16566 | 19453 | 21697 | 23500 | 24945 | 26086 | 27018 | 27809 |
| 96Y-100Y | 5,00,000 | 6348 | 10967 | 14431 | 17124 | 19287 | 21021 | 22392 | 23509 | 24459 | 25267 |
| 96Y-100Y | 6,00,000 | 3430 | 6384 | 8465 | 10436 | 11715 | 12909 | 14084 | 14913 | 15596 | 16194 |
| 96Y-100Y | 7,00,000 | 2080 | 4030 | 5452 | 6857 | 7775 | 8653 | 9536 | 10159 | 10675 | 11134 |
| 96Y-100Y | 8,00,000 | 1263 | 2544 | 3511 | 4505 | 5160 | 5801 | 6456 | 6921 | 7308 | 7656 |
| 96Y-100Y | 9,00,000 | 766 | 1606 | 2261 | 2961 | 3424 | 3888 | 4371 | 4714 | 5003 | 5264 |
| 96Y-100Y | 10,00,000 | 464 | 1014 | 1456 | 1945 | 2273 | 2607 | 2959 | 3211 | 3424 | 3619 |

| Age | Deductible/Sum Insured (₹) | 1,00,000 | 2,00,000 | 3,00,000 | 4,00,000 | 5,00,000 | 6,00,000 | 7,00,000 | 8,00,000 | 9,00,000 | 10,00,000 |
|-----------|----------------------------|----------|----------|----------|----------|----------|----------|----------|----------|----------|-----------|
| 101Y-105Y | 1,00,000 | 50347 | 75421 | 90095 | 99574 | 106326 | 111239 | 114923 | 117786 | 120087 | 121932 |
| 101Y-105Y | 2,00,000 | 25074 | 39747 | 49227 | 55979 | 60890 | 64576 | 67439 | 69740 | 71585 | 73042 |
| 101Y-105Y | 3,00,000 | 14673 | 24153 | 30905 | 35817 | 39502 | 42366 | 44667 | 46511 | 47968 | 49156 |
| 101Y-105Y | 4,00,000 | 9479 | 16231 | 21143 | 24828 | 27692 | 29992 | 31836 | 33294 | 34483 | 35492 |
| 101Y-105Y | 5,00,000 | 8102 | 13996 | 18419 | 21855 | 24616 | 26828 | 28577 | 30004 | 31216 | 32248 |
| 101Y-105Y | 6,00,000 | 4379 | 8147 | 10804 | 13319 | 14952 | 16476 | 17975 | 19033 | 19904 | 20669 |
| 101Y-105Y | 7,00,000 | 2656 | 5144 | 6958 | 8751 | 9923 | 11044 | 12171 | 12966 | 13625 | 14211 |
| 101Y-105Y | 8,00,000 | 1611 | 3246 | 4482 | 5750 | 6586 | 7403 | 8240 | 8832 | 9328 | 9770 |
| 101Y-105Y | 9,00,000 | 977 | 2050 | 2886 | 3778 | 4371 | 4962 | 5579 | 6017 | 6385 | 6718 |
| 101Y-105Y | 10,00,000 | 592 | 1294 | 1859 | 2483 | 2900 | 3326 | 3777 | 4098 | 4371 | 4620 |
| Age | Deductible/Sum Insured (₹) | 1,00,000 | 2,00,000 | 3,00,000 | 4,00,000 | 5,00,000 | 6,00,000 | 7,00,000 | 8,00,000 | 9,00,000 | 10,00,000 |
| 106Y-110Y | 1,00,000 | 64257 | 96259 | 114986 | 127085 | 135702 | 141972 | 146674 | 150328 | 153265 | 155620 |
| 106Y-110Y | 2,00,000 | 32002 | 50729 | 62828 | 71445 | 77714 | 82417 | 86072 | 89009 | 91362 | 93221 |
| 106Y-110Y | 3,00,000 | 18728 | 30826 | 39444 | 45712 | 50416 | 54070 | 57007 | 59360 | 61221 | 62738 |
| 106Y-110Y | 4,00,000 | 12099 | 20716 | 26984 | 31688 | 35342 | 38279 | 40632 | 42493 | 44009 | 45299 |
| 106Y-110Y | 5,00,000 | 10342 | 17864 | 23507 | 27893 | 31416 | 34241 | 36473 | 38293 | 39840 | 41158 |
| 106Y-110Y | 6,00,000 | 5588 | 10398 | 13788 | 16999 | 19082 | 21028 | 22942 | 24293 | 25404 | 26379 |
| 106Y-110Y | 7,00,000 | 3390 | 6564 | 8881 | 11169 | 12664 | 14095 | 15532 | 16548 | 17390 | 18138 |
| 106Y-110Y | 8,00,000 | 2056 | 4144 | 5719 | 7338 | 8404 | 9448 | 10516 | 11273 | 11904 | 12470 |
| 106Y-110Y | 9,00,000 | 1247 | 2616 | 3684 | 4821 | 5578 | 6333 | 7120 | 7678 | 8149 | 8574 |
| 106Y-110Y | 10,00,000 | 756 | 1651 | 2372 | 3168 | 3702 | 4246 | 4821 | 5231 | 5578 | 5895 |
| Age | Deductible/Sum Insured (₹) | 1,00,000 | 2,00,000 | 3,00,000 | 4,00,000 | 5,00,000 | 6,00,000 | 7,00,000 | 8,00,000 | 9,00,000 | 10,00,000 |
| 111Y-115Y | 1,00,000 | 82010 | 122853 | 146755 | 162196 | 173195 | 181195 | 187198 | 191862 | 195610 | 198614 |
| 111Y-115Y | 2,00,000 | 40842 | 64744 | 80186 | 91185 | 99185 | 105186 | 109852 | 113600 | 116603 | 118977 |
| 111Y-115Y | 3,00,000 | 23902 | 39344 | 50341 | 58342 | 64344 | 69009 | 72756 | 75761 | 78135 | 80071 |
| 111Y-115Y | 4,00,000 | 15441 | 26439 | 34439 | 40442 | 45107 | 48854 | 51859 | 54233 | 56169 | 57814 |
| 111Y-115Y | 5,00,000 | 13198 | 22799 | 30002 | 35599 | 40096 | 43701 | 46550 | 48873 | 50847 | 52529 |
| 111Y-115Y | 6,00,000 | 7132 | 13270 | 17597 | 21695 | 24354 | 26837 | 29281 | 31003 | 32423 | 33667 |
| 111Y-115Y | 7,00,000 | 4326 | 8378 | 11334 | 14254 | 16162 | 17989 | 19824 | 21120 | 22195 | 23148 |
| 111Y-115Y | 8,00,000 | 2624 | 5289 | 7299 | 9366 | 10726 | 12058 | 13423 | 14387 | 15194 | 15916 |
| 111Y-115Y | 9,00,000 | 1592 | 3338 | 4701 | 6154 | 7119 | 8083 | 9087 | 9800 | 10401 | 10943 |
| 111Y-115Y | 10,00,000 | 965 | 2107 | 3028 | 4044 | 4725 | 5419 | 6153 | 6676 | 7120 | 7524 |

| Age | Deductible/Sum Insured (₹) | 11,00,000 | 12,00,000 | 13,00,000 | 14,00,000 | 15,00,000 | 16,00,000 | 17,00,000 | 18,00,000 | 19,00,000 | 20,00,000 |
|---------|----------------------------|-----------|-----------|-----------|-----------|-----------|-----------|-----------|-----------|-----------|-----------|
| 3M-18Y | 1,00,000 | 2896 | 2958 | 3015 | 3068 | 3118 | 3164 | 3207 | 3249 | 3287 | 3324 |
| 3M-18Y | 2,00,000 | 1756 | 1798 | 1837 | 1874 | 1908 | 1939 | 1968 | 1997 | 2023 | 2048 |
| 3M-18Y | 3,00,000 | 1193 | 1224 | 1252 | 1278 | 1303 | 1325 | 1346 | 1366 | 1387 | 1404 |
| 3M-18Y | 4,00,000 | 864 | 887 | 909 | 929 | 948 | 965 | 981 | 996 | 1011 | 1024 |
| 3M-18Y | 5,00,000 | 656 | 675 | 691 | 707 | 721 | 734 | 747 | 759 | 771 | 781 |
| 3M-18Y | 6,00,000 | 428 | 440 | 452 | 463 | 472 | 481 | 490 | 498 | 506 | 513 |
| 3M-18Y | 7,00,000 | 296 | 304 | 313 | 321 | 328 | 334 | 340 | 346 | 352 | 356 |
| 3M-18Y | 8,00,000 | 236 | 236 | 236 | 236 | 236 | 236 | 236 | 241 | 244 | 248 |
| 3M-18Y | 9,00,000 | 236 | 236 | 236 | 236 | 236 | 236 | 236 | 236 | 236 | 236 |
| 3M-18Y | 10,00,000 | 236 | 236 | 236 | 236 | 236 | 236 | 236 | 236 | 236 | 236 |
| Age | Deductible/Sum Insured (₹) | 11,00,000 | 12,00,000 | 13,00,000 | 14,00,000 | 15,00,000 | 16,00,000 | 17,00,000 | 18,00,000 | 19,00,000 | 20,00,000 |
| 19Y-35Y | 1,00,000 | 3603 | 3680 | 3752 | 3818 | 3880 | 3936 | 3991 | 4042 | 4090 | 4136 |
| 19Y-35Y | 2,00,000 | 2185 | 2238 | 2287 | 2332 | 2374 | 2413 | 2450 | 2484 | 2517 | 2548 |
| 19Y-35Y | 3,00,000 | 1483 | 1522 | 1558 | 1589 | 1620 | 1648 | 1676 | 1700 | 1725 | 1748 |
| 19Y-35Y | 4,00,000 | 1075 | 1104 | 1132 | 1156 | 1179 | 1200 | 1220 | 1240 | 1258 | 1274 |
| 19Y-35Y | 5,00,000 | 817 | 839 | 860 | 879 | 897 | 913 | 930 | 944 | 958 | 971 |
| 19Y-35Y | 6,00,000 | 532 | 548 | 562 | 575 | 588 | 598 | 610 | 620 | 629 | 638 |
| 19Y-35Y | 7,00,000 | 368 | 379 | 389 | 399 | 407 | 415 | 424 | 431 | 438 | 444 |
| 19Y-35Y | 8,00,000 | 255 | 262 | 269 | 276 | 282 | 288 | 294 | 299 | 303 | 308 |
| 19Y-35Y | 9,00,000 | 236 | 236 | 236 | 236 | 236 | 236 | 236 | 236 | 236 | 236 |
| 19Y-35Y | 10,00,000 | 236 | 236 | 236 | 236 | 236 | 236 | 236 | 236 | 236 | 236 |
| Age | Deductible/Sum Insured (₹) | 11,00,000 | 12,00,000 | 13,00,000 | 14,00,000 | 15,00,000 | 16,00,000 | 17,00,000 | 18,00,000 | 19,00,000 | 20,00,000 |
| 36Y-40Y | 1,00,000 | 4446 | 4542 | 4630 | 4712 | 4787 | 4858 | 4925 | 4988 | 5048 | 5104 |
| 36Y-40Y | 2,00,000 | 2697 | 2762 | 2823 | 2878 | 2929 | 2977 | 3023 | 3066 | 3106 | 3145 |
| 36Y-40Y | 3,00,000 | 1831 | 1879 | 1922 | 1962 | 2000 | 2034 | 2067 | 2099 | 2129 | 2156 |
| 36Y-40Y | 4,00,000 | 1328 | 1363 | 1396 | 1427 | 1455 | 1481 | 1507 | 1529 | 1552 | 1573 |
| 36Y-40Y | 5,00,000 | 1008 | 1036 | 1061 | 1084 | 1107 | 1128 | 1147 | 1165 | 1182 | 1199 |
| 36Y-40Y | 6,00,000 | 657 | 676 | 694 | 709 | 725 | 739 | 753 | 765 | 776 | 788 |
| 36Y-40Y | 7,00,000 | 454 | 468 | 480 | 492 | 503 | 513 | 523 | 531 | 540 | 548 |
| 36Y-40Y | 8,00,000 | 314 | 323 | 333 | 341 | 348 | 355 | 362 | 369 | 375 | 380 |
| 36Y-40Y | 9,00,000 | 236 | 236 | 236 | 236 | 242 | 247 | 251 | 256 | 260 | 264 |
| 36Y-40Y | 10,00,000 | 236 | 236 | 236 | 236 | 236 | 236 | 236 | 236 | 236 | 236 |

| Age | Deductible/Sum Insured (₹) | 11,00,000 | 12,00,000 | 13,00,000 | 14,00,000 | 15,00,000 | 16,00,000 | 17,00,000 | 18,00,000 | 19,00,000 | 20,00,000 |
|---------|----------------------------|-----------|-----------|-----------|-----------|-----------|-----------|-----------|-----------|-----------|-----------|
| 41Y-45Y | 1,00,000 | 5165 | 5276 | 5378 | 5473 | 5561 | 5644 | 5721 | 5794 | 5863 | 5928 |
| 41Y-45Y | 2,00,000 | 3133 | 3208 | 3278 | 3343 | 3402 | 3459 | 3512 | 3561 | 3608 | 3653 |
| 41Y-45Y | 3,00,000 | 2128 | 2182 | 2233 | 2280 | 2323 | 2364 | 2402 | 2438 | 2472 | 2505 |
| 41Y-45Y | 4,00,000 | 1541 | 1584 | 1621 | 1657 | 1690 | 1720 | 1750 | 1777 | 1803 | 1828 |
| 41Y-45Y | 5,00,000 | 1171 | 1204 | 1233 | 1260 | 1286 | 1310 | 1332 | 1353 | 1374 | 1392 |
| 41Y-45Y | 6,00,000 | 763 | 785 | 806 | 825 | 843 | 858 | 874 | 889 | 903 | 916 |
| 41Y-45Y | 7,00,000 | 527 | 544 | 558 | 571 | 584 | 596 | 607 | 617 | 627 | 636 |
| 41Y-45Y | 8,00,000 | 365 | 376 | 387 | 396 | 405 | 413 | 421 | 428 | 435 | 443 |
| 41Y-45Y | 9,00,000 | 253 | 260 | 268 | 274 | 281 | 287 | 291 | 297 | 302 | 307 |
| 41Y-45Y | 10,00,000 | 236 | 236 | 236 | 236 | 236 | 236 | 236 | 236 | 236 | 236 |
| Age | Deductible/Sum Insured (₹) | 11,00,000 | 12,00,000 | 13,00,000 | 14,00,000 | 15,00,000 | 16,00,000 | 17,00,000 | 18,00,000 | 19,00,000 | 20,00,000 |
| 46Y-55Y | 1,00,000 | 6976 | 7126 | 7264 | 7392 | 7511 | 7623 | 7727 | 7826 | 7919 | 8007 |
| 46Y-55Y | 2,00,000 | 4231 | 4333 | 4427 | 4515 | 4596 | 4672 | 4742 | 4810 | 4873 | 4934 |
| 46Y-55Y | 3,00,000 | 2873 | 2946 | 3015 | 3079 | 3138 | 3192 | 3244 | 3293 | 3339 | 3383 |
| 46Y-55Y | 4,00,000 | 2083 | 2138 | 2190 | 2238 | 2282 | 2325 | 2364 | 2400 | 2436 | 2469 |
| 46Y-55Y | 5,00,000 | 1581 | 1625 | 1665 | 1702 | 1737 | 1769 | 1800 | 1828 | 1855 | 1881 |
| 46Y-55Y | 6,00,000 | 1030 | 1061 | 1088 | 1114 | 1138 | 1160 | 1180 | 1200 | 1219 | 1237 |
| 46Y-55Y | 7,00,000 | 713 | 734 | 754 | 772 | 789 | 805 | 820 | 834 | 847 | 859 |
| 46Y-55Y | 8,00,000 | 493 | 509 | 522 | 535 | 546 | 558 | 569 | 578 | 588 | 597 |
| 46Y-55Y | 9,00,000 | 341 | 352 | 361 | 371 | 379 | 387 | 394 | 401 | 408 | 414 |
| 46Y-55Y | 10,00,000 | 236 | 243 | 250 | 256 | 262 | 268 | 273 | 277 | 282 | 287 |
| Age | Deductible/Sum Insured (₹) | 11,00,000 | 12,00,000 | 13,00,000 | 14,00,000 | 15,00,000 | 16,00,000 | 17,00,000 | 18,00,000 | 19,00,000 | 20,00,000 |
| 56Y-60Y | 1,00,000 | 11339 | 11583 | 11807 | 12016 | 12209 | 12390 | 12560 | 12720 | 12871 | 13015 |
| 56Y-60Y | 2,00,000 | 6877 | 7043 | 7197 | 7338 | 7469 | 7593 | 7709 | 7819 | 7921 | 8019 |
| 56Y-60Y | 3,00,000 | 4669 | 4791 | 4902 | 5004 | 5100 | 5190 | 5273 | 5352 | 5427 | 5499 |
| 56Y-60Y | 4,00,000 | 3384 | 3476 | 3560 | 3638 | 3710 | 3777 | 3841 | 3901 | 3958 | 4012 |
| 56Y-60Y | 5,00,000 | 2570 | 2641 | 2706 | 2767 | 2823 | 2876 | 2924 | 2971 | 3015 | 3057 |
| 56Y-60Y | 6,00,000 | 1676 | 1724 | 1769 | 1810 | 1849 | 1884 | 1919 | 1951 | 1981 | 2010 |
| 56Y-60Y | 7,00,000 | 1159 | 1193 | 1226 | 1256 | 1283 | 1309 | 1332 | 1355 | 1377 | 1397 |
| 56Y-60Y | 8,00,000 | 801 | 826 | 848 | 870 | 889 | 907 | 924 | 940 | 956 | 970 |
| 56Y-60Y | 9,00,000 | 553 | 571 | 586 | 602 | 616 | 629 | 641 | 653 | 663 | 673 |
| 56Y-60Y | 10,00,000 | 382 | 394 | 406 | 417 | 426 | 435 | 444 | 452 | 459 | 466 |

| Age | Deductible/Sum Insured (₹) | 11,00,000 | 12,00,000 | 13,00,000 | 14,00,000 | 15,00,000 | 16,00,000 | 17,00,000 | 18,00,000 | 19,00,000 | 20,00,000 |
|---------|----------------------------|-----------|-----------|-----------|-----------|-----------|-----------|-----------|-----------|-----------|-----------|
| 61Y-65Y | 1,00,000 | 14462 | 14774 | 15060 | 15325 | 15572 | 15803 | 16020 | 16224 | 16417 | 16601 |
| 61Y-65Y | 2,00,000 | 8772 | 8983 | 9179 | 9360 | 9527 | 9684 | 9832 | 9971 | 10103 | 10228 |
| 61Y-65Y | 3,00,000 | 5955 | 6110 | 6252 | 6383 | 6504 | 6619 | 6726 | 6826 | 6922 | 7013 |
| 61Y-65Y | 4,00,000 | 4316 | 4433 | 4541 | 4640 | 4732 | 4818 | 4899 | 4976 | 5048 | 5116 |
| 61Y-65Y | 5,00,000 | 3278 | 3369 | 3452 | 3528 | 3600 | 3667 | 3730 | 3789 | 3846 | 3899 |
| 61Y-65Y | 6,00,000 | 2137 | 2198 | 2256 | 2308 | 2358 | 2404 | 2447 | 2487 | 2526 | 2563 |
| 61Y-65Y | 7,00,000 | 1479 | 1522 | 1564 | 1601 | 1635 | 1669 | 1699 | 1729 | 1756 | 1782 |
| 61Y-65Y | 8,00,000 | 1022 | 1054 | 1082 | 1109 | 1134 | 1158 | 1179 | 1200 | 1219 | 1238 |
| 61Y-65Y | 9,00,000 | 706 | 728 | 749 | 768 | 785 | 801 | 817 | 832 | 845 | 859 |
| 61Y-65Y | 10,00,000 | 487 | 504 | 518 | 531 | 543 | 555 | 565 | 576 | 585 | 595 |
| Age | Deductible/Sum Insured (₹) | 11,00,000 | 12,00,000 | 13,00,000 | 14,00,000 | 15,00,000 | 16,00,000 | 17,00,000 | 18,00,000 | 19,00,000 | 20,00,000 |
| 66Y-70Y | 1,00,000 | 21713 | 22180 | 22610 | 23008 | 23378 | 23725 | 24051 | 24358 | 24648 | 24924 |
| 66Y-70Y | 2,00,000 | 13170 | 13487 | 13780 | 14051 | 14304 | 14540 | 14762 | 14971 | 15168 | 15355 |
| 66Y-70Y | 3,00,000 | 8942 | 9172 | 9385 | 9582 | 9765 | 9937 | 10097 | 10249 | 10392 | 10529 |
| 66Y-70Y | 4,00,000 | 6481 | 6655 | 6817 | 6966 | 7104 | 7233 | 7355 | 7471 | 7579 | 7682 |
| 66Y-70Y | 5,00,000 | 5906 | 6069 | 6219 | 6357 | 6486 | 6607 | 6720 | 6827 | 6928 | 7025 |
| 66Y-70Y | 6,00,000 | 3849 | 3961 | 4064 | 4158 | 4248 | 4331 | 4408 | 4482 | 4551 | 4617 |
| 66Y-70Y | 7,00,000 | 2663 | 2742 | 2815 | 2884 | 2946 | 3007 | 3062 | 3114 | 3164 | 3211 |
| 66Y-70Y | 8,00,000 | 1841 | 1897 | 1949 | 1998 | 2043 | 2085 | 2124 | 2161 | 2196 | 2229 |
| 66Y-70Y | 9,00,000 | 1272 | 1312 | 1349 | 1383 | 1415 | 1444 | 1473 | 1499 | 1523 | 1547 |
| 66Y-70Y | 10,00,000 | 879 | 906 | 932 | 957 | 979 | 999 | 1020 | 1037 | 1055 | 1071 |
| Age | Deductible/Sum Insured (₹) | 11,00,000 | 12,00,000 | 13,00,000 | 14,00,000 | 15,00,000 | 16,00,000 | 17,00,000 | 18,00,000 | 19,00,000 | 20,00,000 |
| 71Y-75Y | 1,00,000 | 28630 | 29246 | 29813 | 30338 | 30826 | 31284 | 31713 | 32117 | 32501 | 32864 |
| 71Y-75Y | 2,00,000 | 17365 | 17785 | 18171 | 18528 | 18861 | 19173 | 19464 | 19740 | 20001 | 20248 |
| 71Y-75Y | 3,00,000 | 11791 | 12095 | 12375 | 12634 | 12876 | 13102 | 13314 | 13515 | 13703 | 13884 |
| 71Y-75Y | 4,00,000 | 8546 | 8776 | 8988 | 9185 | 9367 | 9538 | 9698 | 9851 | 9993 | 10129 |
| 71Y-75Y | 5,00,000 | 7788 | 8003 | 8200 | 8383 | 8553 | 8712 | 8862 | 9002 | 9136 | 9262 |
| 71Y-75Y | 6,00,000 | 5075 | 5223 | 5358 | 5483 | 5600 | 5710 | 5813 | 5909 | 6001 | 6088 |
| 71Y-75Y | 7,00,000 | 3512 | 3617 | 3713 | 3803 | 3886 | 3964 | 4037 | 4106 | 4171 | 4234 |
| 71Y-75Y | 8,00,000 | 2427 | 2502 | 2571 | 2634 | 2693 | 2748 | 2800 | 2850 | 2896 | 2939 |
| 71Y-75Y | 9,00,000 | 1678 | 1730 | 1778 | 1823 | 1866 | 1905 | 1941 | 1975 | 2008 | 2039 |
| 71Y-75Y | 10,00,000 | 1159 | 1195 | 1230 | 1261 | 1291 | 1318 | 1344 | 1369 | 1391 | 1414 |

| Age | Deductible/Sum Insured (₹) | 11,00,000 | 12,00,000 | 13,00,000 | 14,00,000 | 15,00,000 | 16,00,000 | 17,00,000 | 18,00,000 | 19,00,000 | 20,00,000 |
|---------|----------------------------|-----------|-----------|-----------|-----------|-----------|-----------|-----------|-----------|-----------|-----------|
| 76Y-80Y | 1,00,000 | 36540 | 37327 | 38050 | 38721 | 39344 | 39926 | 40475 | 40991 | 41481 | 41943 |
| 76Y-80Y | 2,00,000 | 22163 | 22698 | 23191 | 23647 | 24072 | 24468 | 24843 | 25194 | 25527 | 25842 |
| 76Y-80Y | 3,00,000 | 15047 | 15437 | 15794 | 16126 | 16434 | 16722 | 16993 | 17248 | 17490 | 17719 |
| 76Y-80Y | 4,00,000 | 10907 | 11201 | 11472 | 11722 | 11956 | 12174 | 12378 | 12572 | 12755 | 12928 |
| 76Y-80Y | 5,00,000 | 9939 | 10213 | 10465 | 10698 | 10915 | 11119 | 11309 | 11490 | 11660 | 11821 |
| 76Y-80Y | 6,00,000 | 6477 | 6666 | 6839 | 6999 | 7148 | 7288 | 7419 | 7543 | 7659 | 7770 |
| 76Y-80Y | 7,00,000 | 4482 | 4615 | 4739 | 4853 | 4960 | 5059 | 5153 | 5240 | 5324 | 5403 |
| 76Y-80Y | 8,00,000 | 3099 | 3193 | 3280 | 3362 | 3437 | 3508 | 3574 | 3637 | 3696 | 3752 |
| 76Y-80Y | 9,00,000 | 2141 | 2208 | 2270 | 2327 | 2380 | 2431 | 2477 | 2522 | 2563 | 2603 |
| 76Y-80Y | 10,00,000 | 1479 | 1526 | 1569 | 1610 | 1647 | 1683 | 1716 | 1746 | 1776 | 1804 |
| Age | Deductible/Sum Insured (₹) | 11,00,000 | 12,00,000 | 13,00,000 | 14,00,000 | 15,00,000 | 16,00,000 | 17,00,000 | 18,00,000 | 19,00,000 | 20,00,000 |
| 81Y-85Y | 1,00,000 | 46636 | 47639 | 48563 | 49417 | 50214 | 50958 | 51657 | 52316 | 52941 | 53532 |
| 81Y-85Y | 2,00,000 | 28286 | 28969 | 29598 | 30181 | 30722 | 31229 | 31705 | 32155 | 32579 | 32982 |
| 81Y-85Y | 3,00,000 | 19206 | 19701 | 20158 | 20580 | 20973 | 21341 | 21687 | 22014 | 22322 | 22615 |
| 81Y-85Y | 4,00,000 | 13920 | 14296 | 14641 | 14961 | 15259 | 15537 | 15799 | 16046 | 16278 | 16500 |
| 81Y-85Y | 5,00,000 | 12685 | 13035 | 13356 | 13654 | 13931 | 14191 | 14434 | 14664 | 14881 | 15086 |
| 81Y-85Y | 6,00,000 | 8267 | 8508 | 8728 | 8933 | 9123 | 9301 | 9468 | 9626 | 9775 | 9917 |
| 81Y-85Y | 7,00,000 | 5719 | 5891 | 6049 | 6194 | 6330 | 6457 | 6576 | 6688 | 6794 | 6896 |
| 81Y-85Y | 8,00,000 | 3954 | 4076 | 4188 | 4290 | 4387 | 4477 | 4562 | 4642 | 4718 | 4788 |
| 81Y-85Y | 9,00,000 | 2733 | 2818 | 2897 | 2970 | 3039 | 3102 | 3161 | 3218 | 3271 | 3322 |
| 81Y-85Y | 10,00,000 | 1887 | 1948 | 2004 | 2054 | 2103 | 2148 | 2189 | 2229 | 2267 | 2302 |
| Age | Deductible/Sum Insured (₹) | 11,00,000 | 12,00,000 | 13,00,000 | 14,00,000 | 15,00,000 | 16,00,000 | 17,00,000 | 18,00,000 | 19,00,000 | 20,00,000 |
| 86Y-90Y | 1,00,000 | 59520 | 60802 | 61980 | 63071 | 64087 | 65037 | 65929 | 66770 | 67567 | 68322 |
| 86Y-90Y | 2,00,000 | 36101 | 36973 | 37775 | 38519 | 39210 | 39857 | 40465 | 41038 | 41580 | 42094 |
| 86Y-90Y | 3,00,000 | 24511 | 25145 | 25728 | 26267 | 26768 | 27238 | 27679 | 28096 | 28489 | 28863 |
| 86Y-90Y | 4,00,000 | 17766 | 18245 | 18686 | 19094 | 19474 | 19830 | 20164 | 20478 | 20776 | 21058 |
| 86Y-90Y | 5,00,000 | 16191 | 16637 | 17046 | 17426 | 17780 | 18111 | 18422 | 18715 | 18992 | 19255 |
| 86Y-90Y | 6,00,000 | 10552 | 10857 | 11139 | 11401 | 11643 | 11871 | 12084 | 12286 | 12476 | 12657 |
| 86Y-90Y | 7,00,000 | 7299 | 7518 | 7720 | 7905 | 8078 | 8241 | 8393 | 8536 | 8672 | 8800 |
| 86Y-90Y | 8,00,000 | 5047 | 5201 | 5344 | 5476 | 5599 | 5715 | 5822 | 5924 | 6020 | 6111 |
| 86Y-90Y | 9,00,000 | 3488 | 3597 | 3698 | 3791 | 3877 | 3959 | 4036 | 4108 | 4175 | 4240 |
| 86Y-90Y | 10,00,000 | 2408 | 2486 | 2557 | 2622 | 2683 | 2740 | 2794 | 2845 | 2892 | 2938 |

| Age | Deductible/Sum Insured (₹) | 11,00,000 | 12,00,000 | 13,00,000 | 14,00,000 | 15,00,000 | 16,00,000 | 17,00,000 | 18,00,000 | 19,00,000 | 20,00,000 |
|-----------|----------------------------|-----------|-----------|-----------|-----------|-----------|-----------|-----------|-----------|-----------|-----------|
| 91Y-95Y | 1,00,000 | 75965 | 77599 | 79104 | 80496 | 81793 | 83005 | 84145 | 85218 | 86234 | 87197 |
| 91Y-95Y | 2,00,000 | 46075 | 47188 | 48212 | 49161 | 50044 | 50869 | 51645 | 52377 | 53068 | 53724 |
| 91Y-95Y | 3,00,000 | 31283 | 32091 | 32835 | 33524 | 34165 | 34764 | 35327 | 35858 | 36361 | 36836 |
| 91Y-95Y | 4,00,000 | 22675 | 23286 | 23849 | 24369 | 24854 | 25309 | 25735 | 26136 | 26516 | 26877 |
| 91Y-95Y | 5,00,000 | 20663 | 21233 | 21757 | 22241 | 22693 | 23115 | 23512 | 23886 | 24240 | 24575 |
| 91Y-95Y | 6,00,000 | 13466 | 13858 | 14218 | 14551 | 14861 | 15150 | 15423 | 15680 | 15923 | 16153 |
| 91Y-95Y | 7,00,000 | 9316 | 9596 | 9852 | 10089 | 10311 | 10517 | 10712 | 10895 | 11068 | 11232 |
| 91Y-95Y | 8,00,000 | 6440 | 6639 | 6820 | 6989 | 7146 | 7292 | 7430 | 7560 | 7684 | 7800 |
| 91Y-95Y | 9,00,000 | 4451 | 4591 | 4719 | 4838 | 4949 | 5053 | 5151 | 5242 | 5329 | 5411 |
| 91Y-95Y | 10,00,000 | 3074 | 3173 | 3263 | 3346 | 3424 | 3498 | 3566 | 3631 | 3692 | 3750 |
| Age | Deductible/Sum Insured (₹) | 11,00,000 | 12,00,000 | 13,00,000 | 14,00,000 | 15,00,000 | 16,00,000 | 17,00,000 | 18,00,000 | 19,00,000 | 20,00,000 |
| 96Y-100Y | 1,00,000 | 96952 | 99039 | 100958 | 102736 | 104390 | 105938 | 107392 | 108762 | 110059 | 111289 |
| 96Y-100Y | 2,00,000 | 58804 | 60226 | 61532 | 62743 | 63870 | 64924 | 65914 | 66847 | 67730 | 68567 |
| 96Y-100Y | 3,00,000 | 39926 | 40958 | 41907 | 42786 | 43603 | 44368 | 45087 | 45765 | 46406 | 47014 |
| 96Y-100Y | 4,00,000 | 28938 | 29719 | 30437 | 31102 | 31721 | 32300 | 32844 | 33357 | 33842 | 34303 |
| 96Y-100Y | 5,00,000 | 26372 | 27099 | 27768 | 28386 | 28962 | 29501 | 30007 | 30484 | 30936 | 31364 |
| 96Y-100Y | 6,00,000 | 17187 | 17686 | 18145 | 18571 | 18966 | 19337 | 19685 | 20012 | 20322 | 20617 |
| 96Y-100Y | 7,00,000 | 11890 | 12246 | 12574 | 12877 | 13159 | 13423 | 13671 | 13905 | 14126 | 14336 |
| 96Y-100Y | 8,00,000 | 8221 | 8474 | 8705 | 8921 | 9120 | 9308 | 9484 | 9650 | 9807 | 9956 |
| 96Y-100Y | 9,00,000 | 5681 | 5859 | 6023 | 6175 | 6317 | 6449 | 6573 | 6691 | 6802 | 6907 |
| 96Y-100Y | 10,00,000 | 3924 | 4049 | 4164 | 4272 | 4371 | 4464 | 4551 | 4634 | 4712 | 4786 |
| Age | Deductible/Sum Insured (₹) | 11,00,000 | 12,00,000 | 13,00,000 | 14,00,000 | 15,00,000 | 16,00,000 | 17,00,000 | 18,00,000 | 19,00,000 | 20,00,000 |
| 101Y-105Y | 1,00,000 | 123738 | 126402 | 128851 | 131119 | 133231 | 135207 | 137062 | 138812 | 140466 | 142037 |
| 101Y-105Y | 2,00,000 | 75052 | 76865 | 78533 | 80077 | 81516 | 82861 | 84125 | 85315 | 86442 | 87511 |
| 101Y-105Y | 3,00,000 | 50957 | 52274 | 53485 | 54606 | 55650 | 56627 | 57544 | 58409 | 59227 | 60003 |
| 101Y-105Y | 4,00,000 | 36934 | 37930 | 38847 | 39695 | 40486 | 41224 | 41918 | 42573 | 43192 | 43779 |
| 101Y-105Y | 5,00,000 | 33658 | 34586 | 35439 | 36228 | 36964 | 37651 | 38298 | 38907 | 39483 | 40030 |
| 101Y-105Y | 6,00,000 | 21935 | 22572 | 23159 | 23701 | 24207 | 24679 | 25122 | 25541 | 25936 | 26313 |
| 101Y-105Y | 7,00,000 | 15175 | 15629 | 16048 | 16434 | 16795 | 17131 | 17449 | 17746 | 18029 | 18297 |
| 101Y-105Y | 8,00,000 | 10491 | 10814 | 11111 | 11385 | 11641 | 11879 | 12104 | 12316 | 12516 | 12706 |
| 101Y-105Y | 9,00,000 | 7250 | 7478 | 7688 | 7881 | 8062 | 8231 | 8389 | 8538 | 8680 | 8815 |
| 101Y-105Y | 10,00,000 | 5008 | 5167 | 5315 | 5452 | 5578 | 5697 | 5809 | 5914 | 6013 | 6108 |

| Age | Deductible/Sum Insured (₹) | 11,00,000 | 12,00,000 | 13,00,000 | 14,00,000 | 15,00,000 | 16,00,000 | 17,00,000 | 18,00,000 | 19,00,000 | 20,00,000 |
|-----------|----------------------------|-----------|-----------|-----------|-----------|-----------|-----------|-----------|-----------|-----------|-----------|
| 106Y-110Y | 1,00,000 | 157925 | 161324 | 164451 | 167345 | 170040 | 172562 | 174929 | 177163 | 179274 | 181278 |
| 106Y-110Y | 2,00,000 | 95787 | 98100 | 100230 | 102201 | 104037 | 105754 | 107366 | 108887 | 110324 | 111689 |
| 106Y-110Y | 3,00,000 | 65036 | 66716 | 68262 | 69693 | 71025 | 72271 | 73442 | 74547 | 75590 | 76581 |
| 106Y-110Y | 4,00,000 | 47139 | 48410 | 49579 | 50662 | 51671 | 52614 | 53500 | 54334 | 55125 | 55874 |
| 106Y-110Y | 5,00,000 | 42958 | 44141 | 45229 | 46238 | 47176 | 48054 | 48879 | 49657 | 50392 | 51089 |
| 106Y-110Y | 6,00,000 | 27996 | 28809 | 29557 | 30249 | 30894 | 31497 | 32063 | 32598 | 33103 | 33582 |
| 106Y-110Y | 7,00,000 | 19369 | 19948 | 20481 | 20975 | 21435 | 21864 | 22269 | 22650 | 23010 | 23352 |
| 106Y-110Y | 8,00,000 | 13391 | 13801 | 14180 | 14531 | 14856 | 15162 | 15449 | 15718 | 15974 | 16217 |
| 106Y-110Y | 9,00,000 | 9254 | 9544 | 9812 | 10058 | 10288 | 10504 | 10707 | 10897 | 11078 | 11250 |
| 106Y-110Y | 10,00,000 | 6391 | 6595 | 6784 | 6957 | 7120 | 7271 | 7414 | 7548 | 7675 | 7795 |
| Age | Deductible/Sum Insured (₹) | 11,00,000 | 12,00,000 | 13,00,000 | 14,00,000 | 15,00,000 | 16,00,000 | 17,00,000 | 18,00,000 | 19,00,000 | 20,00,000 |
| 111Y-115Y | 1,00,000 | 201557 | 205895 | 209885 | 213580 | 217020 | 220238 | 223260 | 226109 | 228804 | 231361 |
| 111Y-115Y | 2,00,000 | 122250 | 125204 | 127921 | 130437 | 132780 | 134971 | 137030 | 138970 | 140806 | 142546 |
| 111Y-115Y | 3,00,000 | 83004 | 85148 | 87121 | 88947 | 90648 | 92238 | 93733 | 95142 | 96474 | 97738 |
| 111Y-115Y | 4,00,000 | 60162 | 61785 | 63278 | 64659 | 65947 | 67150 | 68281 | 69346 | 70355 | 71311 |
| 111Y-115Y | 5,00,000 | 54826 | 56337 | 57726 | 59013 | 60211 | 61331 | 62383 | 63375 | 64314 | 65204 |
| 111Y-115Y | 6,00,000 | 35730 | 36768 | 37722 | 38606 | 39430 | 40199 | 40922 | 41603 | 42249 | 42860 |
| 111Y-115Y | 7,00,000 | 24719 | 25459 | 26139 | 26769 | 27357 | 27906 | 28421 | 28908 | 29367 | 29803 |
| 111Y-115Y | 8,00,000 | 17090 | 17615 | 18098 | 18545 | 18961 | 19351 | 19715 | 20061 | 20387 | 20696 |
| 111Y-115Y | 9,00,000 | 11809 | 12181 | 12522 | 12837 | 13132 | 13407 | 13666 | 13909 | 14139 | 14357 |
| 111Y-115Y | 10,00,000 | 8156 | 8417 | 8658 | 8880 | 9087 | 9281 | 9462 | 9634 | 9795 | 9950 |
| Age | Deductible/Sum Insured (₹) | 21,00,000 | 22,00,000 | 23,00,000 | 24,00,000 | 25,00,000 | 26,00,000 | 27,00,000 | 28,00,000 | 29,00,000 | 30,00,000 |
| 3M-18Y | 1,00,000 | 3359 | 3393 | 3424 | 3455 | 3483 | 3512 | 3539 | 3565 | 3590 | 3614 |
| 3M-18Y | 2,00,000 | 2072 | 2095 | 2116 | 2137 | 2157 | 2176 | 2195 | 2213 | 2229 | 2246 |
| 3M-18Y | 3,00,000 | 1422 | 1438 | 1454 | 1469 | 1483 | 1497 | 1510 | 1523 | 1536 | 1548 |
| 3M-18Y | 4,00,000 | 1037 | 1050 | 1062 | 1074 | 1084 | 1095 | 1104 | 1115 | 1125 | 1133 |
| 3M-18Y | 5,00,000 | 791 | 800 | 809 | 819 | 827 | 835 | 843 | 851 | 858 | 865 |
| 3M-18Y | 6,00,000 | 520 | 526 | 533 | 539 | 545 | 551 | 556 | 562 | 566 | 571 |
| 3M-18Y | 7,00,000 | 362 | 367 | 371 | 375 | 380 | 384 | 387 | 391 | 394 | 398 |
| 3M-18Y | 8,00,000 | 251 | 255 | 258 | 261 | 264 | 267 | 269 | 273 | 275 | 277 |
| 3M-18Y | 9,00,000 | 236 | 236 | 236 | 236 | 236 | 236 | 236 | 236 | 236 | 236 |
| 3M-18Y | 10,00,000 | 236 | 236 | 236 | 236 | 236 | 236 | 236 | 236 | 236 | 236 |

| Age | Deductible/Sum Insured (₹) | 21,00,000 | 22,00,000 | 23,00,000 | 24,00,000 | 25,00,000 | 26,00,000 | 27,00,000 | 28,00,000 | 29,00,000 | 30,00,000 |
|---------|----------------------------|-----------|-----------|-----------|-----------|-----------|-----------|-----------|-----------|-----------|-----------|
| 19Y-35Y | 1,00,000 | 4180 | 4221 | 4260 | 4299 | 4334 | 4370 | 4404 | 4436 | 4467 | 4497 |
| 19Y-35Y | 2,00,000 | 2578 | 2605 | 2633 | 2659 | 2683 | 2707 | 2731 | 2753 | 2774 | 2794 |
| 19Y-35Y | 3,00,000 | 1769 | 1789 | 1809 | 1828 | 1846 | 1863 | 1880 | 1895 | 1910 | 1926 |
| 19Y-35Y | 4,00,000 | 1291 | 1306 | 1322 | 1336 | 1349 | 1362 | 1375 | 1387 | 1398 | 1410 |
| 19Y-35Y | 5,00,000 | 984 | 996 | 1008 | 1018 | 1029 | 1040 | 1049 | 1058 | 1068 | 1076 |
| 19Y-35Y | 6,00,000 | 647 | 655 | 663 | 671 | 679 | 686 | 691 | 699 | 704 | 710 |
| 19Y-35Y | 7,00,000 | 450 | 455 | 461 | 467 | 472 | 477 | 481 | 486 | 491 | 496 |
| 19Y-35Y | 8,00,000 | 313 | 317 | 321 | 325 | 328 | 332 | 335 | 339 | 342 | 345 |
| 19Y-35Y | 9,00,000 | 236 | 236 | 236 | 236 | 236 | 236 | 236 | 236 | 237 | 240 |
| 19Y-35Y | 10,00,000 | 236 | 236 | 236 | 236 | 236 | 236 | 236 | 236 | 236 | 236 |
| Age | Deductible/Sum Insured (₹) | 21,00,000 | 22,00,000 | 23,00,000 | 24,00,000 | 25,00,000 | 26,00,000 | 27,00,000 | 28,00,000 | 29,00,000 | 30,00,000 |
| 36Y-40Y | 1,00,000 | 5158 | 5209 | 5258 | 5304 | 5349 | 5393 | 5434 | 5474 | 5513 | 5550 |
| 36Y-40Y | 2,00,000 | 3181 | 3216 | 3250 | 3282 | 3312 | 3342 | 3369 | 3397 | 3423 | 3448 |
| 36Y-40Y | 3,00,000 | 2183 | 2208 | 2233 | 2255 | 2277 | 2299 | 2320 | 2339 | 2358 | 2377 |
| 36Y-40Y | 4,00,000 | 1593 | 1612 | 1631 | 1648 | 1665 | 1682 | 1697 | 1712 | 1726 | 1741 |
| 36Y-40Y | 5,00,000 | 1214 | 1230 | 1244 | 1257 | 1270 | 1283 | 1294 | 1306 | 1317 | 1329 |
| 36Y-40Y | 6,00,000 | 799 | 808 | 819 | 828 | 837 | 845 | 854 | 861 | 870 | 877 |
| 36Y-40Y | 7,00,000 | 556 | 563 | 570 | 576 | 583 | 589 | 595 | 601 | 607 | 611 |
| 36Y-40Y | 8,00,000 | 386 | 391 | 396 | 401 | 405 | 409 | 414 | 418 | 421 | 426 |
| 36Y-40Y | 9,00,000 | 268 | 271 | 275 | 278 | 281 | 284 | 288 | 290 | 293 | 296 |
| 36Y-40Y | 10,00,000 | 236 | 236 | 236 | 236 | 236 | 236 | 236 | 236 | 236 | 236 |
| Age | Deductible/Sum Insured (₹) | 21,00,000 | 22,00,000 | 23,00,000 | 24,00,000 | 25,00,000 | 26,00,000 | 27,00,000 | 28,00,000 | 29,00,000 | 30,00,000 |
| 41Y-45Y | 1,00,000 | 5991 | 6050 | 6108 | 6162 | 6214 | 6263 | 6312 | 6359 | 6404 | 6446 |
| 41Y-45Y | 2,00,000 | 3696 | 3736 | 3775 | 3811 | 3847 | 3881 | 3914 | 3946 | 3977 | 4005 |
| 41Y-45Y | 3,00,000 | 2536 | 2565 | 2592 | 2620 | 2646 | 2670 | 2694 | 2718 | 2739 | 2761 |
| 41Y-45Y | 4,00,000 | 1850 | 1873 | 1894 | 1914 | 1934 | 1953 | 1971 | 1988 | 2005 | 2021 |
| 41Y-45Y | 5,00,000 | 1410 | 1428 | 1444 | 1460 | 1475 | 1489 | 1503 | 1517 | 1530 | 1542 |
| 41Y-45Y | 6,00,000 | 927 | 939 | 951 | 962 | 972 | 982 | 991 | 1001 | 1010 | 1018 |
| 41Y-45Y | 7,00,000 | 645 | 654 | 662 | 669 | 677 | 684 | 691 | 697 | 704 | 710 |
| 41Y-45Y | 8,00,000 | 448 | 454 | 460 | 465 | 471 | 476 | 480 | 485 | 490 | 494 |
| 41Y-45Y | 9,00,000 | 312 | 315 | 320 | 323 | 327 | 330 | 334 | 337 | 340 | 343 |
| 41Y-45Y | 10,00,000 | 236 | 236 | 236 | 236 | 236 | 236 | 236 | 236 | 236 | 238 |

| Age | Deductible/Sum Insured (₹) | 21,00,000 | 22,00,000 | 23,00,000 | 24,00,000 | 25,00,000 | 26,00,000 | 27,00,000 | 28,00,000 | 29,00,000 | 30,00,000 |
|---------|----------------------------|-----------|-----------|-----------|-----------|-----------|-----------|-----------|-----------|-----------|-----------|
| 46Y-55Y | 1,00,000 | 8091 | 8172 | 8248 | 8323 | 8392 | 8461 | 8526 | 8588 | 8648 | 8707 |
| 46Y-55Y | 2,00,000 | 4991 | 5046 | 5098 | 5148 | 5196 | 5242 | 5286 | 5329 | 5370 | 5410 |
| 46Y-55Y | 3,00,000 | 3424 | 3464 | 3502 | 3539 | 3573 | 3606 | 3639 | 3670 | 3699 | 3729 |
| 46Y-55Y | 4,00,000 | 2499 | 2530 | 2558 | 2585 | 2613 | 2637 | 2662 | 2686 | 2708 | 2729 |
| 46Y-55Y | 5,00,000 | 1905 | 1928 | 1951 | 1972 | 1992 | 2012 | 2031 | 2050 | 2066 | 2084 |
| 46Y-55Y | 6,00,000 | 1253 | 1269 | 1284 | 1299 | 1313 | 1326 | 1339 | 1352 | 1364 | 1376 |
| 46Y-55Y | 7,00,000 | 872 | 883 | 894 | 904 | 915 | 924 | 933 | 942 | 951 | 959 |
| 46Y-55Y | 8,00,000 | 605 | 614 | 621 | 629 | 636 | 643 | 649 | 655 | 662 | 668 |
| 46Y-55Y | 9,00,000 | 420 | 426 | 431 | 437 | 441 | 446 | 451 | 455 | 460 | 464 |
| 46Y-55Y | 10,00,000 | 291 | 295 | 299 | 303 | 307 | 309 | 313 | 316 | 319 | 322 |
| Age | Deductible/Sum Insured (₹) | 21,00,000 | 22,00,000 | 23,00,000 | 24,00,000 | 25,00,000 | 26,00,000 | 27,00,000 | 28,00,000 | 29,00,000 | 30,00,000 |
| 56Y-60Y | 1,00,000 | 13152 | 13283 | 13408 | 13528 | 13642 | 13752 | 13858 | 13959 | 14059 | 14153 |
| 56Y-60Y | 2,00,000 | 8113 | 8201 | 8286 | 8367 | 8445 | 8521 | 8593 | 8662 | 8728 | 8793 |
| 56Y-60Y | 3,00,000 | 5566 | 5631 | 5692 | 5751 | 5808 | 5862 | 5914 | 5965 | 6013 | 6060 |
| 56Y-60Y | 4,00,000 | 4063 | 4112 | 4158 | 4203 | 4246 | 4287 | 4327 | 4365 | 4401 | 4437 |
| 56Y-60Y | 5,00,000 | 3096 | 3134 | 3171 | 3205 | 3238 | 3271 | 3302 | 3331 | 3359 | 3387 |
| 56Y-60Y | 6,00,000 | 2037 | 2063 | 2087 | 2111 | 2135 | 2156 | 2177 | 2197 | 2217 | 2236 |
| 56Y-60Y | 7,00,000 | 1417 | 1435 | 1453 | 1470 | 1486 | 1502 | 1516 | 1532 | 1546 | 1559 |
| 56Y-60Y | 8,00,000 | 984 | 997 | 1010 | 1022 | 1034 | 1044 | 1055 | 1066 | 1075 | 1084 |
| 56Y-60Y | 9,00,000 | 683 | 693 | 701 | 709 | 717 | 726 | 733 | 740 | 747 | 754 |
| 56Y-60Y | 10,00,000 | 473 | 480 | 486 | 492 | 498 | 504 | 509 | 513 | 519 | 524 |
| Age | Deductible/Sum Insured (₹) | 21,00,000 | 22,00,000 | 23,00,000 | 24,00,000 | 25,00,000 | 26,00,000 | 27,00,000 | 28,00,000 | 29,00,000 | 30,00,000 |
| 61Y-65Y | 1,00,000 | 16776 | 16942 | 17101 | 17253 | 17399 | 17540 | 17674 | 17805 | 17930 | 18052 |
| 61Y-65Y | 2,00,000 | 10347 | 10461 | 10568 | 10672 | 10772 | 10868 | 10960 | 11048 | 11133 | 11216 |
| 61Y-65Y | 3,00,000 | 7099 | 7181 | 7261 | 7336 | 7408 | 7476 | 7544 | 7609 | 7670 | 7730 |
| 61Y-65Y | 4,00,000 | 5183 | 5244 | 5304 | 5361 | 5415 | 5468 | 5519 | 5567 | 5614 | 5659 |
| 61Y-65Y | 5,00,000 | 3949 | 3998 | 4044 | 4089 | 4130 | 4171 | 4210 | 4248 | 4285 | 4320 |
| 61Y-65Y | 6,00,000 | 2597 | 2630 | 2662 | 2693 | 2722 | 2749 | 2777 | 2803 | 2827 | 2852 |
| 61Y-65Y | 7,00,000 | 1807 | 1830 | 1853 | 1875 | 1895 | 1915 | 1935 | 1953 | 1971 | 1988 |
| 61Y-65Y | 8,00,000 | 1256 | 1272 | 1287 | 1303 | 1318 | 1332 | 1345 | 1359 | 1371 | 1384 |
| 61Y-65Y | 9,00,000 | 871 | 883 | 894 | 905 | 916 | 925 | 935 | 944 | 953 | 962 |
| 61Y-65Y | 10,00,000 | 604 | 612 | 620 | 628 | 635 | 642 | 649 | 655 | 662 | 668 |

| Age | Deductible/Sum Insured (₹) | 21,00,000 | 22,00,000 | 23,00,000 | 24,00,000 | 25,00,000 | 26,00,000 | 27,00,000 | 28,00,000 | 29,00,000 | 30,00,000 |
|---------|----------------------------|-----------|-----------|-----------|-----------|-----------|-----------|-----------|-----------|-----------|-----------|
| 66Y-70Y | 1,00,000 | 25186 | 25435 | 25674 | 25902 | 26122 | 26333 | 26535 | 26731 | 26919 | 27101 |
| 66Y-70Y | 2,00,000 | 15535 | 15705 | 15867 | 16023 | 16172 | 16316 | 16454 | 16586 | 16715 | 16839 |
| 66Y-70Y | 3,00,000 | 10659 | 10782 | 10900 | 11013 | 11122 | 11225 | 11326 | 11422 | 11516 | 11605 |
| 66Y-70Y | 4,00,000 | 7780 | 7873 | 7963 | 8049 | 8130 | 8209 | 8285 | 8358 | 8429 | 8497 |
| 66Y-70Y | 5,00,000 | 7115 | 7203 | 7285 | 7366 | 7441 | 7514 | 7585 | 7653 | 7720 | 7782 |
| 66Y-70Y | 6,00,000 | 4680 | 4740 | 4797 | 4851 | 4904 | 4954 | 5003 | 5049 | 5094 | 5138 |
| 66Y-70Y | 7,00,000 | 3256 | 3298 | 3338 | 3377 | 3415 | 3452 | 3486 | 3519 | 3551 | 3582 |
| 66Y-70Y | 8,00,000 | 2261 | 2292 | 2320 | 2348 | 2374 | 2400 | 2425 | 2449 | 2471 | 2493 |
| 66Y-70Y | 9,00,000 | 1569 | 1591 | 1611 | 1631 | 1650 | 1667 | 1684 | 1702 | 1717 | 1732 |
| 66Y-70Y | 10,00,000 | 1088 | 1102 | 1117 | 1130 | 1143 | 1156 | 1168 | 1180 | 1192 | 1202 |
| Age | Deductible/Sum Insured (₹) | 21,00,000 | 22,00,000 | 23,00,000 | 24,00,000 | 25,00,000 | 26,00,000 | 27,00,000 | 28,00,000 | 29,00,000 | 30,00,000 |
| 71Y-75Y | 1,00,000 | 33210 | 33539 | 33854 | 34155 | 34444 | 34722 | 34989 | 35247 | 35496 | 35735 |
| 71Y-75Y | 2,00,000 | 20484 | 20708 | 20923 | 21128 | 21324 | 21514 | 21695 | 21871 | 22040 | 22203 |
| 71Y-75Y | 3,00,000 | 14054 | 14217 | 14372 | 14521 | 14665 | 14802 | 14934 | 15062 | 15184 | 15303 |
| 71Y-75Y | 4,00,000 | 10259 | 10382 | 10500 | 10613 | 10720 | 10824 | 10924 | 11021 | 11113 | 11204 |
| 71Y-75Y | 5,00,000 | 9382 | 9497 | 9606 | 9711 | 9812 | 9908 | 10002 | 10091 | 10179 | 10262 |
| 71Y-75Y | 6,00,000 | 6170 | 6249 | 6325 | 6397 | 6466 | 6532 | 6596 | 6658 | 6718 | 6776 |
| 71Y-75Y | 7,00,000 | 4293 | 4348 | 4403 | 4453 | 4503 | 4550 | 4596 | 4640 | 4682 | 4724 |
| 71Y-75Y | 8,00,000 | 2982 | 3022 | 3060 | 3096 | 3131 | 3165 | 3197 | 3228 | 3258 | 3287 |
| 71Y-75Y | 9,00,000 | 2069 | 2097 | 2124 | 2150 | 2175 | 2198 | 2221 | 2243 | 2264 | 2284 |
| 71Y-75Y | 10,00,000 | 1434 | 1454 | 1473 | 1492 | 1508 | 1525 | 1541 | 1556 | 1572 | 1586 |
| Age | Deductible/Sum Insured (₹) | 21,00,000 | 22,00,000 | 23,00,000 | 24,00,000 | 25,00,000 | 26,00,000 | 27,00,000 | 28,00,000 | 29,00,000 | 30,00,000 |
| 76Y-80Y | 1,00,000 | 42384 | 42805 | 43207 | 43592 | 43961 | 44315 | 44656 | 44985 | 45301 | 45608 |
| 76Y-80Y | 2,00,000 | 26143 | 26428 | 26702 | 26964 | 27216 | 27457 | 27690 | 27913 | 28129 | 28338 |
| 76Y-80Y | 3,00,000 | 17937 | 18145 | 18343 | 18534 | 18716 | 18892 | 19061 | 19222 | 19379 | 19531 |
| 76Y-80Y | 4,00,000 | 13093 | 13250 | 13400 | 13544 | 13682 | 13815 | 13943 | 14066 | 14185 | 14299 |
| 76Y-80Y | 5,00,000 | 11975 | 12121 | 12261 | 12395 | 12523 | 12647 | 12765 | 12880 | 12991 | 13097 |
| 76Y-80Y | 6,00,000 | 7875 | 7977 | 8072 | 8164 | 8253 | 8338 | 8419 | 8497 | 8574 | 8647 |
| 76Y-80Y | 7,00,000 | 5479 | 5550 | 5618 | 5684 | 5747 | 5808 | 5866 | 5921 | 5976 | 6029 |
| 76Y-80Y | 8,00,000 | 3806 | 3856 | 3905 | 3952 | 3997 | 4039 | 4080 | 4121 | 4158 | 4196 |
| 76Y-80Y | 9,00,000 | 2641 | 2676 | 2710 | 2744 | 2775 | 2806 | 2834 | 2863 | 2890 | 2916 |
| 76Y-80Y | 10,00,000 | 1830 | 1855 | 1880 | 1903 | 1925 | 1946 | 1967 | 1987 | 2006 | 2024 |

| Age | Deductible/Sum Insured (₹) | 21,00,000 | 22,00,000 | 23,00,000 | 24,00,000 | 25,00,000 | 26,00,000 | 27,00,000 | 28,00,000 | 29,00,000 | 30,00,000 |
|---------|----------------------------|-----------|-----------|-----------|-----------|-----------|-----------|-----------|-----------|-----------|-----------|
| 81Y-85Y | 1,00,000 | 54095 | 54632 | 55144 | 55635 | 56105 | 56559 | 56994 | 57413 | 57818 | 58209 |
| 81Y-85Y | 2,00,000 | 33366 | 33730 | 34080 | 34415 | 34734 | 35042 | 35340 | 35625 | 35900 | 36167 |
| 81Y-85Y | 3,00,000 | 22893 | 23158 | 23411 | 23654 | 23887 | 24111 | 24326 | 24533 | 24734 | 24926 |
| 81Y-85Y | 4,00,000 | 16710 | 16911 | 17103 | 17287 | 17463 | 17632 | 17794 | 17951 | 18104 | 18250 |
| 81Y-85Y | 5,00,000 | 15283 | 15470 | 15648 | 15819 | 15983 | 16141 | 16292 | 16439 | 16579 | 16716 |
| 81Y-85Y | 6,00,000 | 10051 | 10180 | 10303 | 10421 | 10533 | 10641 | 10745 | 10845 | 10942 | 11035 |
| 81Y-85Y | 7,00,000 | 6992 | 7084 | 7171 | 7255 | 7335 | 7412 | 7486 | 7558 | 7628 | 7694 |
| 81Y-85Y | 8,00,000 | 4857 | 4922 | 4984 | 5043 | 5100 | 5155 | 5207 | 5258 | 5308 | 5355 |
| 81Y-85Y | 9,00,000 | 3370 | 3416 | 3460 | 3502 | 3542 | 3581 | 3618 | 3653 | 3689 | 3722 |
| 81Y-85Y | 10,00,000 | 2336 | 2368 | 2399 | 2428 | 2457 | 2484 | 2510 | 2536 | 2559 | 2583 |
| Age | Deductible/Sum Insured (₹) | 21,00,000 | 22,00,000 | 23,00,000 | 24,00,000 | 25,00,000 | 26,00,000 | 27,00,000 | 28,00,000 | 29,00,000 | 30,00,000 |
| 86Y-90Y | 1,00,000 | 69041 | 69725 | 70380 | 71007 | 71607 | 72184 | 72740 | 73276 | 73792 | 74292 |
| 86Y-90Y | 2,00,000 | 42584 | 43050 | 43496 | 43922 | 44331 | 44724 | 45103 | 45468 | 45819 | 46159 |
| 86Y-90Y | 3,00,000 | 29218 | 29557 | 29880 | 30189 | 30486 | 30772 | 31047 | 31311 | 31567 | 31814 |
| 86Y-90Y | 4,00,000 | 21327 | 21583 | 21828 | 22062 | 22288 | 22504 | 22711 | 22912 | 23104 | 23292 |
| 86Y-90Y | 5,00,000 | 19505 | 19744 | 19972 | 20190 | 20399 | 20600 | 20794 | 20980 | 21160 | 21333 |
| 86Y-90Y | 6,00,000 | 12829 | 12993 | 13149 | 13299 | 13443 | 13581 | 13714 | 13841 | 13965 | 14084 |
| 86Y-90Y | 7,00,000 | 8923 | 9040 | 9152 | 9259 | 9361 | 9460 | 9554 | 9647 | 9734 | 9819 |
| 86Y-90Y | 8,00,000 | 6199 | 6281 | 6360 | 6437 | 6509 | 6580 | 6647 | 6711 | 6773 | 6835 |
| 86Y-90Y | 9,00,000 | 4301 | 4360 | 4416 | 4470 | 4521 | 4570 | 4617 | 4663 | 4707 | 4750 |
| 86Y-90Y | 10,00,000 | 2982 | 3022 | 3062 | 3100 | 3135 | 3171 | 3204 | 3236 | 3267 | 3297 |
| Age | Deductible/Sum Insured (₹) | 21,00,000 | 22,00,000 | 23,00,000 | 24,00,000 | 25,00,000 | 26,00,000 | 27,00,000 | 28,00,000 | 29,00,000 | 30,00,000 |
| 91Y-95Y | 1,00,000 | 88114 | 88989 | 89824 | 90624 | 91391 | 92127 | 92837 | 93520 | 94179 | 94817 |
| 91Y-95Y | 2,00,000 | 54348 | 54944 | 55513 | 56057 | 56580 | 57081 | 57564 | 58030 | 58478 | 58913 |
| 91Y-95Y | 3,00,000 | 37290 | 37722 | 38135 | 38531 | 38909 | 39274 | 39624 | 39962 | 40289 | 40603 |
| 91Y-95Y | 4,00,000 | 27219 | 27546 | 27859 | 28158 | 28445 | 28721 | 28986 | 29242 | 29488 | 29727 |
| 91Y-95Y | 5,00,000 | 24894 | 25199 | 25489 | 25768 | 26034 | 26292 | 26538 | 26777 | 27005 | 27227 |
| 91Y-95Y | 6,00,000 | 16373 | 16583 | 16782 | 16973 | 17156 | 17333 | 17503 | 17666 | 17824 | 17976 |
| 91Y-95Y | 7,00,000 | 11389 | 11538 | 11681 | 11817 | 11948 | 12074 | 12194 | 12311 | 12423 | 12532 |
| 91Y-95Y | 8,00,000 | 7911 | 8017 | 8118 | 8215 | 8307 | 8397 | 8483 | 8566 | 8645 | 8723 |
| 91Y-95Y | 9,00,000 | 5489 | 5565 | 5636 | 5704 | 5770 | 5833 | 5893 | 5952 | 6009 | 6063 |
| 91Y-95Y | 10,00,000 | 3806 | 3857 | 3908 | 3955 | 4003 | 4046 | 4089 | 4130 | 4170 | 4208 |

| Age | Deductible/Sum Insured (₹) | 21,00,000 | 22,00,000 | 23,00,000 | 24,00,000 | 25,00,000 | 26,00,000 | 27,00,000 | 28,00,000 | 29,00,000 | 30,00,000 |
|-----------|----------------------------|-----------|-----------|-----------|-----------|-----------|-----------|-----------|-----------|-----------|-----------|
| 96Y-100Y | 1,00,000 | 112459 | 113575 | 114641 | 115661 | 116641 | 117581 | 118486 | 119358 | 120200 | 121013 |
| 96Y-100Y | 2,00,000 | 69364 | 70124 | 70850 | 71545 | 72211 | 72852 | 73468 | 74063 | 74635 | 75188 |
| 96Y-100Y | 3,00,000 | 47592 | 48144 | 48670 | 49175 | 49659 | 50124 | 50571 | 51003 | 51419 | 51821 |
| 96Y-100Y | 4,00,000 | 34739 | 35157 | 35556 | 35938 | 36304 | 36656 | 36994 | 37321 | 37635 | 37939 |
| 96Y-100Y | 5,00,000 | 31772 | 32161 | 32531 | 32887 | 33228 | 33556 | 33871 | 34174 | 34468 | 34750 |
| 96Y-100Y | 6,00,000 | 20897 | 21163 | 21418 | 21662 | 21896 | 22121 | 22339 | 22546 | 22748 | 22943 |
| 96Y-100Y | 7,00,000 | 14535 | 14725 | 14908 | 15082 | 15249 | 15410 | 15563 | 15713 | 15856 | 15995 |
| 96Y-100Y | 8,00,000 | 10097 | 10232 | 10360 | 10484 | 10602 | 10717 | 10827 | 10932 | 11033 | 11132 |
| 96Y-100Y | 9,00,000 | 7007 | 7101 | 7193 | 7279 | 7363 | 7445 | 7521 | 7596 | 7668 | 7737 |
| 96Y-100Y | 10,00,000 | 4856 | 4923 | 4988 | 5049 | 5108 | 5165 | 5219 | 5271 | 5322 | 5370 |
| Age | Deductible/Sum Insured (₹) | 21,00,000 | 22,00,000 | 23,00,000 | 24,00,000 | 25,00,000 | 26,00,000 | 27,00,000 | 28,00,000 | 29,00,000 | 30,00,000 |
| 101Y-105Y | 1,00,000 | 143529 | 144954 | 146314 | 147617 | 148865 | 150067 | 151222 | 152334 | 153408 | 154445 |
| 101Y-105Y | 2,00,000 | 88528 | 89498 | 90425 | 91311 | 92162 | 92979 | 93766 | 94524 | 95256 | 95962 |
| 101Y-105Y | 3,00,000 | 60742 | 61445 | 62118 | 62762 | 63379 | 63973 | 64544 | 65095 | 65626 | 66138 |
| 101Y-105Y | 4,00,000 | 44337 | 44871 | 45379 | 45867 | 46334 | 46783 | 47215 | 47632 | 48033 | 48421 |
| 101Y-105Y | 5,00,000 | 40550 | 41045 | 41519 | 41973 | 42408 | 42826 | 43228 | 43616 | 43990 | 44351 |
| 101Y-105Y | 6,00,000 | 26669 | 27010 | 27336 | 27647 | 27946 | 28234 | 28510 | 28775 | 29033 | 29282 |
| 101Y-105Y | 7,00,000 | 18551 | 18794 | 19026 | 19248 | 19462 | 19666 | 19863 | 20053 | 20237 | 20414 |
| 101Y-105Y | 8,00,000 | 12887 | 13059 | 13223 | 13381 | 13532 | 13677 | 13818 | 13952 | 14082 | 14207 |
| 101Y-105Y | 9,00,000 | 8942 | 9064 | 9180 | 9291 | 9398 | 9500 | 9599 | 9695 | 9787 | 9875 |
| 101Y-105Y | 10,00,000 | 6197 | 6284 | 6365 | 6444 | 6518 | 6591 | 6661 | 6727 | 6792 | 6855 |
| Age | Deductible/Sum Insured (₹) | 21,00,000 | 22,00,000 | 23,00,000 | 24,00,000 | 25,00,000 | 26,00,000 | 27,00,000 | 28,00,000 | 29,00,000 | 30,00,000 |
| 106Y-110Y | 1,00,000 | 183184 | 185002 | 186737 | 188400 | 189994 | 191527 | 193001 | 194422 | 195793 | 197117 |
| 106Y-110Y | 2,00,000 | 112987 | 114224 | 115406 | 116539 | 117625 | 118668 | 119672 | 120640 | 121573 | 122475 |
| 106Y-110Y | 3,00,000 | 77522 | 78422 | 79279 | 80102 | 80890 | 81648 | 82376 | 83079 | 83756 | 84411 |
| 106Y-110Y | 4,00,000 | 56587 | 57267 | 57917 | 58539 | 59136 | 59708 | 60260 | 60791 | 61305 | 61799 |
| 106Y-110Y | 5,00,000 | 51754 | 52386 | 52990 | 53570 | 54124 | 54658 | 55172 | 55667 | 56143 | 56605 |
| 106Y-110Y | 6,00,000 | 34038 | 34473 | 34888 | 35286 | 35668 | 36034 | 36386 | 36726 | 37054 | 37371 |
| 106Y-110Y | 7,00,000 | 23677 | 23987 | 24283 | 24566 | 24839 | 25100 | 25351 | 25594 | 25828 | 26053 |
| 106Y-110Y | 8,00,000 | 16447 | 16666 | 16876 | 17078 | 17270 | 17457 | 17635 | 17806 | 17973 | 18133 |
| 106Y-110Y | 9,00,000 | 11413 | 11568 | 11716 | 11858 | 11995 | 12126 | 12252 | 12373 | 12490 | 12604 |
| 106Y-110Y | 10,00,000 | 7911 | 8019 | 8124 | 8225 | 8320 | 8412 | 8501 | 8586 | 8668 | 8749 |

| Age | Deductible/Sum Insured (₹) | 21,00,000 | 22,00,000 | 23,00,000 | 24,00,000 | 25,00,000 | 26,00,000 | 27,00,000 | 28,00,000 | 29,00,000 | 30,00,000 |
|-----------|----------------------------|-----------|-----------|-----------|-----------|-----------|-----------|-----------|-----------|-----------|-----------|
| 111Y-115Y | 1,00,000 | 233795 | 236113 | 238329 | 240451 | 242486 | 244442 | 246324 | 248136 | 249886 | 251576 |
| 111Y-115Y | 2,00,000 | 144203 | 145782 | 147291 | 148737 | 150122 | 151454 | 152736 | 153970 | 155162 | 156312 |
| 111Y-115Y | 3,00,000 | 98941 | 100088 | 101183 | 102232 | 103238 | 104205 | 105136 | 106031 | 106896 | 107732 |
| 111Y-115Y | 4,00,000 | 72222 | 73089 | 73918 | 74712 | 75473 | 76204 | 76909 | 77586 | 78241 | 78874 |
| 111Y-115Y | 5,00,000 | 66052 | 66859 | 67631 | 68369 | 69078 | 69759 | 70414 | 71045 | 71656 | 72243 |
| 111Y-115Y | 6,00,000 | 43442 | 43997 | 44527 | 45035 | 45522 | 45989 | 46439 | 46873 | 47292 | 47696 |
| 111Y-115Y | 7,00,000 | 30219 | 30614 | 30992 | 31354 | 31701 | 32035 | 32356 | 32665 | 32963 | 33251 |
| 111Y-115Y | 8,00,000 | 20991 | 21272 | 21540 | 21796 | 22042 | 22280 | 22507 | 22727 | 22938 | 23142 |
| 111Y-115Y | 9,00,000 | 14566 | 14764 | 14953 | 15135 | 15308 | 15476 | 15636 | 15792 | 15941 | 16086 |
| 111Y-115Y | 10,00,000 | 10096 | 10235 | 10369 | 10496 | 10619 | 10736 | 10849 | 10959 | 11064 | 11165 |
| Age | Deductible/Sum Insured (₹) | 31,00,000 | 32,00,000 | 33,00,000 | 34,00,000 | 35,00,000 | 36,00,000 | 37,00,000 | 38,00,000 | 39,00,000 | 40,00,000 |
| 3M-18Y | 1,00,000 | 3638 | 3660 | 3683 | 3704 | 3725 | 3745 | 3764 | 3784 | 3802 | 3821 |
| 3M-18Y | 2,00,000 | 2262 | 2277 | 2293 | 2307 | 2321 | 2335 | 2348 | 2361 | 2374 | 2386 |
| 3M-18Y | 3,00,000 | 1560 | 1571 | 1581 | 1592 | 1602 | 1612 | 1623 | 1632 | 1640 | 1650 |
| 3M-18Y | 4,00,000 | 1142 | 1151 | 1159 | 1167 | 1174 | 1182 | 1189 | 1197 | 1204 | 1211 |
| 3M-18Y | 5,00,000 | 872 | 878 | 885 | 891 | 897 | 903 | 909 | 915 | 919 | 925 |
| 3M-18Y | 6,00,000 | 576 | 581 | 584 | 589 | 594 | 597 | 601 | 605 | 609 | 612 |
| 3M-18Y | 7,00,000 | 401 | 405 | 408 | 411 | 414 | 417 | 419 | 422 | 425 | 427 |
| 3M-18Y | 8,00,000 | 280 | 282 | 284 | 286 | 288 | 290 | 293 | 294 | 296 | 297 |
| 3M-18Y | 9,00,000 | 236 | 236 | 236 | 236 | 236 | 236 | 236 | 236 | 236 | 236 |
| 3M-18Y | 10,00,000 | 236 | 236 | 236 | 236 | 236 | 236 | 236 | 236 | 236 | 236 |
| Age | Deductible/Sum Insured (₹) | 31,00,000 | 32,00,000 | 33,00,000 | 34,00,000 | 35,00,000 | 36,00,000 | 37,00,000 | 38,00,000 | 39,00,000 | 40,00,000 |
| 19Y-35Y | 1,00,000 | 4526 | 4555 | 4582 | 4609 | 4635 | 4660 | 4685 | 4708 | 4731 | 4753 |
| 19Y-35Y | 2,00,000 | 2814 | 2833 | 2852 | 2870 | 2887 | 2905 | 2922 | 2938 | 2954 | 2969 |
| 19Y-35Y | 3,00,000 | 1940 | 1954 | 1968 | 1981 | 1994 | 2006 | 2018 | 2030 | 2041 | 2052 |
| 19Y-35Y | 4,00,000 | 1421 | 1431 | 1442 | 1451 | 1461 | 1470 | 1480 | 1489 | 1497 | 1506 |
| 19Y-35Y | 5,00,000 | 1084 | 1093 | 1101 | 1108 | 1116 | 1123 | 1130 | 1138 | 1145 | 1151 |
| 19Y-35Y | 6,00,000 | 716 | 722 | 727 | 733 | 738 | 743 | 748 | 753 | 758 | 761 |
| 19Y-35Y | 7,00,000 | 499 | 504 | 507 | 511 | 514 | 518 | 522 | 525 | 529 | 532 |
| 19Y-35Y | 8,00,000 | 348 | 350 | 353 | 356 | 359 | 361 | 363 | 366 | 368 | 371 |
| 19Y-35Y | 9,00,000 | 242 | 244 | 245 | 248 | 249 | 251 | 253 | 255 | 256 | 258 |
| 19Y-35Y | 10,00,000 | 236 | 236 | 236 | 236 | 236 | 236 | 236 | 236 | 236 | 236 |

| Age | Deductible/Sum Insured (₹) | 31,00,000 | 32,00,000 | 33,00,000 | 34,00,000 | 35,00,000 | 36,00,000 | 37,00,000 | 38,00,000 | 39,00,000 | 40,00,000 |
|---------|----------------------------|-----------|-----------|-----------|-----------|-----------|-----------|-----------|-----------|-----------|-----------|
| 36Y-40Y | 1,00,000 | 5586 | 5620 | 5655 | 5688 | 5719 | 5750 | 5781 | 5810 | 5839 | 5866 |
| 36Y-40Y | 2,00,000 | 3473 | 3496 | 3520 | 3542 | 3564 | 3585 | 3605 | 3625 | 3645 | 3664 |
| 36Y-40Y | 3,00,000 | 2394 | 2412 | 2428 | 2445 | 2460 | 2476 | 2491 | 2505 | 2519 | 2533 |
| 36Y-40Y | 4,00,000 | 1753 | 1766 | 1779 | 1791 | 1803 | 1815 | 1827 | 1837 | 1848 | 1859 |
| 36Y-40Y | 5,00,000 | 1338 | 1349 | 1358 | 1368 | 1377 | 1387 | 1395 | 1403 | 1411 | 1420 |
| 36Y-40Y | 6,00,000 | 884 | 891 | 898 | 904 | 911 | 917 | 923 | 929 | 935 | 940 |
| 36Y-40Y | 7,00,000 | 616 | 622 | 627 | 631 | 635 | 640 | 644 | 648 | 653 | 656 |
| 36Y-40Y | 8,00,000 | 430 | 433 | 437 | 439 | 443 | 446 | 448 | 452 | 454 | 458 |
| 36Y-40Y | 9,00,000 | 299 | 301 | 303 | 306 | 308 | 310 | 313 | 314 | 316 | 319 |
| 36Y-40Y | 10,00,000 | 236 | 236 | 236 | 236 | 236 | 236 | 236 | 236 | 236 | 236 |
| Age | Deductible/Sum Insured (₹) | 31,00,000 | 32,00,000 | 33,00,000 | 34,00,000 | 35,00,000 | 36,00,000 | 37,00,000 | 38,00,000 | 39,00,000 | 40,00,000 |
| 41Y-45Y | 1,00,000 | 6489 | 6529 | 6568 | 6607 | 6643 | 6680 | 6714 | 6748 | 6781 | 6815 |
| 41Y-45Y | 2,00,000 | 4034 | 4062 | 4089 | 4115 | 4139 | 4164 | 4188 | 4211 | 4234 | 4256 |
| 41Y-45Y | 3,00,000 | 2781 | 2801 | 2821 | 2840 | 2858 | 2876 | 2893 | 2910 | 2926 | 2943 |
| 41Y-45Y | 4,00,000 | 2037 | 2052 | 2066 | 2082 | 2095 | 2109 | 2122 | 2135 | 2146 | 2158 |
| 41Y-45Y | 5,00,000 | 1555 | 1567 | 1578 | 1589 | 1600 | 1611 | 1620 | 1631 | 1640 | 1650 |
| 41Y-45Y | 6,00,000 | 1027 | 1035 | 1043 | 1050 | 1057 | 1064 | 1071 | 1079 | 1086 | 1092 |
| 41Y-45Y | 7,00,000 | 716 | 722 | 727 | 733 | 738 | 743 | 748 | 753 | 758 | 762 |
| 41Y-45Y | 8,00,000 | 498 | 503 | 506 | 510 | 514 | 518 | 522 | 525 | 527 | 531 |
| 41Y-45Y | 9,00,000 | 347 | 349 | 352 | 355 | 358 | 360 | 362 | 365 | 367 | 369 |
| 41Y-45Y | 10,00,000 | 241 | 243 | 244 | 247 | 248 | 250 | 251 | 254 | 255 | 257 |
| Age | Deductible/Sum Insured (₹) | 31,00,000 | 32,00,000 | 33,00,000 | 34,00,000 | 35,00,000 | 36,00,000 | 37,00,000 | 38,00,000 | 39,00,000 | 40,00,000 |
| 46Y-55Y | 1,00,000 | 8764 | 8818 | 8871 | 8923 | 8973 | 9022 | 9069 | 9116 | 9160 | 9204 |
| 46Y-55Y | 2,00,000 | 5448 | 5486 | 5522 | 5557 | 5591 | 5624 | 5657 | 5688 | 5718 | 5748 |
| 46Y-55Y | 3,00,000 | 3757 | 3784 | 3810 | 3835 | 3860 | 3885 | 3907 | 3931 | 3953 | 3974 |
| 46Y-55Y | 4,00,000 | 2751 | 2772 | 2792 | 2811 | 2830 | 2847 | 2865 | 2883 | 2899 | 2916 |
| 46Y-55Y | 5,00,000 | 2100 | 2116 | 2131 | 2146 | 2161 | 2175 | 2189 | 2202 | 2215 | 2228 |
| 46Y-55Y | 6,00,000 | 1387 | 1398 | 1409 | 1418 | 1429 | 1438 | 1448 | 1457 | 1466 | 1475 |
| 46Y-55Y | 7,00,000 | 968 | 975 | 983 | 990 | 997 | 1004 | 1010 | 1017 | 1023 | 1030 |
| 46Y-55Y | 8,00,000 | 673 | 679 | 684 | 689 | 694 | 700 | 704 | 709 | 713 | 717 |
| 46Y-55Y | 9,00,000 | 468 | 472 | 476 | 479 | 483 | 486 | 490 | 493 | 496 | 499 |
| 46Y-55Y | 10,00,000 | 325 | 328 | 330 | 333 | 335 | 337 | 340 | 342 | 345 | 347 |

| Age | Deductible/Sum Insured (₹) | 31,00,000 | 32,00,000 | 33,00,000 | 34,00,000 | 35,00,000 | 36,00,000 | 37,00,000 | 38,00,000 | 39,00,000 | 40,00,000 |
|---------|----------------------------|-----------|-----------|-----------|-----------|-----------|-----------|-----------|-----------|-----------|-----------|
| 56Y-60Y | 1,00,000 | 14245 | 14335 | 14421 | 14505 | 14586 | 14664 | 14742 | 14816 | 14889 | 14960 |
| 56Y-60Y | 2,00,000 | 8856 | 8917 | 8976 | 9033 | 9088 | 9141 | 9195 | 9245 | 9295 | 9343 |
| 56Y-60Y | 3,00,000 | 6107 | 6150 | 6193 | 6234 | 6274 | 6313 | 6352 | 6389 | 6425 | 6459 |
| 56Y-60Y | 4,00,000 | 4472 | 4505 | 4537 | 4569 | 4598 | 4628 | 4657 | 4686 | 4713 | 4739 |
| 56Y-60Y | 5,00,000 | 3414 | 3440 | 3464 | 3489 | 3513 | 3535 | 3558 | 3579 | 3600 | 3621 |
| 56Y-60Y | 6,00,000 | 2254 | 2273 | 2289 | 2306 | 2322 | 2338 | 2353 | 2368 | 2382 | 2397 |
| 56Y-60Y | 7,00,000 | 1572 | 1585 | 1597 | 1608 | 1620 | 1632 | 1643 | 1653 | 1664 | 1673 |
| 56Y-60Y | 8,00,000 | 1094 | 1103 | 1112 | 1120 | 1128 | 1136 | 1145 | 1152 | 1159 | 1166 |
| 56Y-60Y | 9,00,000 | 761 | 767 | 773 | 779 | 785 | 791 | 797 | 801 | 806 | 812 |
| 56Y-60Y | 10,00,000 | 529 | 532 | 537 | 542 | 545 | 549 | 553 | 557 | 561 | 564 |
| Age | Deductible/Sum Insured (₹) | 31,00,000 | 32,00,000 | 33,00,000 | 34,00,000 | 35,00,000 | 36,00,000 | 37,00,000 | 38,00,000 | 39,00,000 | 40,00,000 |
| 61Y-65Y | 1,00,000 | 18168 | 18282 | 18393 | 18499 | 18603 | 18704 | 18802 | 18897 | 18990 | 19081 |
| 61Y-65Y | 2,00,000 | 11296 | 11373 | 11448 | 11520 | 11591 | 11660 | 11727 | 11792 | 11855 | 11917 |
| 61Y-65Y | 3,00,000 | 7788 | 7845 | 7899 | 7952 | 8003 | 8052 | 8101 | 8148 | 8194 | 8239 |
| 61Y-65Y | 4,00,000 | 5703 | 5745 | 5787 | 5827 | 5866 | 5904 | 5940 | 5976 | 6011 | 6044 |
| 61Y-65Y | 5,00,000 | 4354 | 4387 | 4419 | 4450 | 4479 | 4509 | 4537 | 4565 | 4593 | 4619 |
| 61Y-65Y | 6,00,000 | 2876 | 2898 | 2921 | 2942 | 2962 | 2982 | 3002 | 3021 | 3039 | 3057 |
| 61Y-65Y | 7,00,000 | 2005 | 2021 | 2037 | 2052 | 2066 | 2082 | 2095 | 2109 | 2122 | 2135 |
| 61Y-65Y | 8,00,000 | 1396 | 1407 | 1418 | 1429 | 1440 | 1449 | 1460 | 1469 | 1479 | 1488 |
| 61Y-65Y | 9,00,000 | 970 | 978 | 986 | 994 | 1001 | 1008 | 1015 | 1022 | 1029 | 1035 |
| 61Y-65Y | 10,00,000 | 674 | 680 | 684 | 690 | 695 | 700 | 706 | 710 | 715 | 720 |
| Age | Deductible/Sum Insured (₹) | 31,00,000 | 32,00,000 | 33,00,000 | 34,00,000 | 35,00,000 | 36,00,000 | 37,00,000 | 38,00,000 | 39,00,000 | 40,00,000 |
| 66Y-70Y | 1,00,000 | 27277 | 27448 | 27613 | 27774 | 27929 | 28080 | 28227 | 28371 | 28510 | 28646 |
| 66Y-70Y | 2,00,000 | 16959 | 17075 | 17187 | 17296 | 17403 | 17505 | 17606 | 17704 | 17798 | 17891 |
| 66Y-70Y | 3,00,000 | 11693 | 11776 | 11859 | 11938 | 12015 | 12089 | 12162 | 12233 | 12302 | 12369 |
| 66Y-70Y | 4,00,000 | 8562 | 8626 | 8688 | 8749 | 8806 | 8863 | 8918 | 8972 | 9023 | 9074 |
| 66Y-70Y | 5,00,000 | 7843 | 7904 | 7960 | 8017 | 8071 | 8123 | 8175 | 8225 | 8273 | 8320 |
| 66Y-70Y | 6,00,000 | 5180 | 5222 | 5260 | 5299 | 5336 | 5373 | 5408 | 5442 | 5475 | 5507 |
| 66Y-70Y | 7,00,000 | 3612 | 3641 | 3670 | 3697 | 3723 | 3749 | 3774 | 3798 | 3822 | 3846 |
| 66Y-70Y | 8,00,000 | 2515 | 2535 | 2555 | 2575 | 2594 | 2611 | 2629 | 2647 | 2663 | 2680 |
| 66Y-70Y | 9,00,000 | 1748 | 1763 | 1777 | 1790 | 1803 | 1816 | 1829 | 1841 | 1854 | 1864 |
| 66Y-70Y | 10,00,000 | 1213 | 1224 | 1233 | 1244 | 1253 | 1261 | 1271 | 1279 | 1287 | 1296 |

| Age | Deductible/Sum Insured (₹) | 31,00,000 | 32,00,000 | 33,00,000 | 34,00,000 | 35,00,000 | 36,00,000 | 37,00,000 | 38,00,000 | 39,00,000 | 40,00,000 |
|---------|----------------------------|-----------|-----------|-----------|-----------|-----------|-----------|-----------|-----------|-----------|-----------|
| 71Y-75Y | 1,00,000 | 35968 | 36192 | 36410 | 36621 | 36827 | 37026 | 37221 | 37410 | 37594 | 37773 |
| 71Y-75Y | 2,00,000 | 22361 | 22514 | 22663 | 22807 | 22946 | 23083 | 23215 | 23344 | 23469 | 23591 |
| 71Y-75Y | 3,00,000 | 15418 | 15529 | 15636 | 15741 | 15843 | 15941 | 16037 | 16131 | 16221 | 16310 |
| 71Y-75Y | 4,00,000 | 11290 | 11374 | 11457 | 11536 | 11612 | 11687 | 11759 | 11830 | 11899 | 11965 |
| 71Y-75Y | 5,00,000 | 10343 | 10421 | 10497 | 10570 | 10642 | 10712 | 10779 | 10845 | 10909 | 10972 |
| 71Y-75Y | 6,00,000 | 6831 | 6884 | 6936 | 6987 | 7036 | 7084 | 7131 | 7176 | 7219 | 7263 |
| 71Y-75Y | 7,00,000 | 4762 | 4801 | 4838 | 4875 | 4910 | 4943 | 4976 | 5009 | 5040 | 5070 |
| 71Y-75Y | 8,00,000 | 3316 | 3343 | 3369 | 3395 | 3420 | 3443 | 3467 | 3490 | 3512 | 3534 |
| 71Y-75Y | 9,00,000 | 2305 | 2323 | 2342 | 2361 | 2378 | 2395 | 2412 | 2428 | 2444 | 2459 |
| 71Y-75Y | 10,00,000 | 1600 | 1613 | 1626 | 1639 | 1652 | 1664 | 1676 | 1686 | 1698 | 1709 |
| Age | Deductible/Sum Insured (₹) | 31,00,000 | 32,00,000 | 33,00,000 | 34,00,000 | 35,00,000 | 36,00,000 | 37,00,000 | 38,00,000 | 39,00,000 | 40,00,000 |
| 76Y-80Y | 1,00,000 | 45904 | 46191 | 46470 | 46740 | 47002 | 47257 | 47503 | 47745 | 47980 | 48209 |
| 76Y-80Y | 2,00,000 | 28539 | 28735 | 28924 | 29108 | 29286 | 29460 | 29629 | 29793 | 29953 | 30109 |
| 76Y-80Y | 3,00,000 | 19678 | 19819 | 19956 | 20090 | 20219 | 20346 | 20468 | 20587 | 20703 | 20816 |
| 76Y-80Y | 4,00,000 | 14410 | 14518 | 14621 | 14722 | 14820 | 14915 | 15008 | 15098 | 15187 | 15272 |
| 76Y-80Y | 5,00,000 | 13201 | 13300 | 13397 | 13491 | 13582 | 13670 | 13758 | 13841 | 13923 | 14002 |
| 76Y-80Y | 6,00,000 | 8718 | 8786 | 8852 | 8917 | 8980 | 9041 | 9100 | 9158 | 9215 | 9269 |
| 76Y-80Y | 7,00,000 | 6078 | 6128 | 6175 | 6221 | 6266 | 6309 | 6352 | 6392 | 6432 | 6472 |
| 76Y-80Y | 8,00,000 | 4231 | 4266 | 4300 | 4333 | 4364 | 4396 | 4425 | 4455 | 4483 | 4510 |
| 76Y-80Y | 9,00,000 | 2942 | 2967 | 2990 | 3013 | 3035 | 3057 | 3079 | 3099 | 3119 | 3139 |
| 76Y-80Y | 10,00,000 | 2043 | 2059 | 2076 | 2092 | 2107 | 2123 | 2138 | 2152 | 2166 | 2181 |
| Age | Deductible/Sum Insured (₹) | 31,00,000 | 32,00,000 | 33,00,000 | 34,00,000 | 35,00,000 | 36,00,000 | 37,00,000 | 38,00,000 | 39,00,000 | 40,00,000 |
| 81Y-85Y | 1,00,000 | 58587 | 58954 | 59308 | 59653 | 59988 | 60312 | 60628 | 60936 | 61235 | 61528 |
| 81Y-85Y | 2,00,000 | 36424 | 36674 | 36916 | 37150 | 37378 | 37600 | 37814 | 38024 | 38228 | 38427 |
| 81Y-85Y | 3,00,000 | 25114 | 25294 | 25470 | 25640 | 25805 | 25967 | 26123 | 26275 | 26423 | 26568 |
| 81Y-85Y | 4,00,000 | 18391 | 18528 | 18661 | 18789 | 18914 | 19036 | 19155 | 19269 | 19382 | 19491 |
| 81Y-85Y | 5,00,000 | 16847 | 16974 | 17098 | 17219 | 17334 | 17447 | 17558 | 17665 | 17770 | 17871 |
| 81Y-85Y | 6,00,000 | 11126 | 11214 | 11299 | 11381 | 11461 | 11539 | 11615 | 11688 | 11760 | 11830 |
| 81Y-85Y | 7,00,000 | 7759 | 7821 | 7881 | 7940 | 7997 | 8052 | 8107 | 8159 | 8210 | 8260 |
| 81Y-85Y | 8,00,000 | 5401 | 5445 | 5488 | 5529 | 5570 | 5610 | 5647 | 5684 | 5721 | 5756 |
| 81Y-85Y | 9,00,000 | 3754 | 3785 | 3816 | 3846 | 3874 | 3901 | 3928 | 3955 | 3980 | 4005 |
| 81Y-85Y | 10,00,000 | 2607 | 2628 | 2649 | 2670 | 2690 | 2710 | 2729 | 2747 | 2766 | 2784 |

| Age | Deductible/Sum Insured (₹) | 31,00,000 | 32,00,000 | 33,00,000 | 34,00,000 | 35,00,000 | 36,00,000 | 37,00,000 | 38,00,000 | 39,00,000 | 40,00,000 |
|----------|----------------------------|-----------|-----------|-----------|-----------|-----------|-----------|-----------|-----------|-----------|-----------|
| 86Y-90Y | 1,00,000 | 74774 | 75242 | 75695 | 76134 | 76561 | 76975 | 77379 | 77771 | 78154 | 78527 |
| 86Y-90Y | 2,00,000 | 46488 | 46806 | 47115 | 47415 | 47705 | 47987 | 48262 | 48530 | 48789 | 49043 |
| 86Y-90Y | 3,00,000 | 32052 | 32284 | 32508 | 32725 | 32935 | 33140 | 33340 | 33534 | 33723 | 33907 |
| 86Y-90Y | 4,00,000 | 23473 | 23647 | 23816 | 23981 | 24140 | 24296 | 24446 | 24594 | 24736 | 24876 |
| 86Y-90Y | 5,00,000 | 21502 | 21665 | 21822 | 21975 | 22124 | 22268 | 22409 | 22545 | 22678 | 22808 |
| 86Y-90Y | 6,00,000 | 14200 | 14312 | 14421 | 14526 | 14627 | 14726 | 14823 | 14918 | 15008 | 15098 |
| 86Y-90Y | 7,00,000 | 9901 | 9982 | 10058 | 10134 | 10207 | 10277 | 10346 | 10414 | 10478 | 10542 |
| 86Y-90Y | 8,00,000 | 6892 | 6949 | 7003 | 7058 | 7108 | 7159 | 7207 | 7255 | 7302 | 7347 |
| 86Y-90Y | 9,00,000 | 4791 | 4831 | 4870 | 4908 | 4944 | 4980 | 5014 | 5048 | 5080 | 5112 |
| 86Y-90Y | 10,00,000 | 3326 | 3355 | 3382 | 3408 | 3434 | 3459 | 3483 | 3507 | 3529 | 3552 |
| Age | Deductible/Sum Insured (₹) | 31,00,000 | 32,00,000 | 33,00,000 | 34,00,000 | 35,00,000 | 36,00,000 | 37,00,000 | 38,00,000 | 39,00,000 | 40,00,000 |
| 91Y-95Y | 1,00,000 | 95433 | 96030 | 96608 | 97168 | 97712 | 98242 | 98757 | 99258 | 99747 | 100222 |
| 91Y-95Y | 2,00,000 | 59332 | 59739 | 60132 | 60514 | 60884 | 61246 | 61596 | 61937 | 62270 | 62593 |
| 91Y-95Y | 3,00,000 | 40908 | 41202 | 41489 | 41766 | 42035 | 42297 | 42551 | 42799 | 43041 | 43275 |
| 91Y-95Y | 4,00,000 | 29957 | 30180 | 30397 | 30607 | 30810 | 31008 | 31200 | 31388 | 31571 | 31749 |
| 91Y-95Y | 5,00,000 | 27442 | 27650 | 27852 | 28046 | 28236 | 28420 | 28600 | 28774 | 28944 | 29111 |
| 91Y-95Y | 6,00,000 | 18124 | 18266 | 18404 | 18539 | 18669 | 18795 | 18919 | 19038 | 19155 | 19269 |
| 91Y-95Y | 7,00,000 | 12638 | 12739 | 12837 | 12933 | 13026 | 13117 | 13204 | 13290 | 13373 | 13454 |
| 91Y-95Y | 8,00,000 | 8797 | 8869 | 8939 | 9007 | 9073 | 9137 | 9199 | 9259 | 9318 | 9376 |
| 91Y-95Y | 9,00,000 | 6115 | 6167 | 6215 | 6263 | 6309 | 6355 | 6399 | 6442 | 6484 | 6524 |
| 91Y-95Y | 10,00,000 | 4246 | 4281 | 4315 | 4349 | 4383 | 4414 | 4445 | 4476 | 4505 | 4534 |
| Age | Deductible/Sum Insured (₹) | 31,00,000 | 32,00,000 | 33,00,000 | 34,00,000 | 35,00,000 | 36,00,000 | 37,00,000 | 38,00,000 | 39,00,000 | 40,00,000 |
| 96Y-100Y | 1,00,000 | 121798 | 122560 | 123298 | 124014 | 124709 | 125384 | 126042 | 126681 | 127304 | 127911 |
| 96Y-100Y | 2,00,000 | 75724 | 76242 | 76745 | 77232 | 77707 | 78167 | 78614 | 79049 | 79473 | 79887 |
| 96Y-100Y | 3,00,000 | 52210 | 52587 | 52951 | 53305 | 53649 | 53983 | 54307 | 54623 | 54931 | 55231 |
| 96Y-100Y | 4,00,000 | 38233 | 38519 | 38795 | 39063 | 39322 | 39575 | 39821 | 40060 | 40293 | 40520 |
| 96Y-100Y | 5,00,000 | 35024 | 35289 | 35546 | 35795 | 36037 | 36273 | 36502 | 36724 | 36941 | 37152 |
| 96Y-100Y | 6,00,000 | 23130 | 23313 | 23489 | 23660 | 23827 | 23988 | 24145 | 24299 | 24447 | 24592 |
| 96Y-100Y | 7,00,000 | 16128 | 16258 | 16384 | 16507 | 16625 | 16741 | 16853 | 16961 | 17068 | 17171 |
| 96Y-100Y | 8,00,000 | 11227 | 11320 | 11408 | 11496 | 11579 | 11661 | 11741 | 11818 | 11893 | 11966 |
| 96Y-100Y | 9,00,000 | 7805 | 7869 | 7933 | 7995 | 8054 | 8111 | 8167 | 8222 | 8275 | 8327 |
| 96Y-100Y | 10,00,000 | 5419 | 5463 | 5508 | 5551 | 5593 | 5633 | 5673 | 5711 | 5749 | 5786 |

| Age | Deductible/Sum Insured (₹) | 31,00,000 | 32,00,000 | 33,00,000 | 34,00,000 | 35,00,000 | 36,00,000 | 37,00,000 | 38,00,000 | 39,00,000 | 40,00,000 |
|-----------|----------------------------|-----------|-----------|-----------|-----------|-----------|-----------|-----------|-----------|-----------|-----------|
| 101Y-105Y | 1,00,000 | 155450 | 156421 | 157362 | 158277 | 159164 | 160026 | 160865 | 161681 | 162475 | 163251 |
| 101Y-105Y | 2,00,000 | 96646 | 97308 | 97948 | 98571 | 99175 | 99762 | 100333 | 100889 | 101430 | 101958 |
| 101Y-105Y | 3,00,000 | 66635 | 67115 | 67580 | 68032 | 68471 | 68897 | 69312 | 69716 | 70109 | 70491 |
| 101Y-105Y | 4,00,000 | 48797 | 49160 | 49513 | 49855 | 50187 | 50509 | 50823 | 51128 | 51426 | 51715 |
| 101Y-105Y | 5,00,000 | 44701 | 45039 | 45367 | 45685 | 45994 | 46294 | 46586 | 46871 | 47147 | 47417 |
| 101Y-105Y | 6,00,000 | 29521 | 29754 | 29979 | 30197 | 30410 | 30616 | 30817 | 31012 | 31202 | 31388 |
| 101Y-105Y | 7,00,000 | 20585 | 20750 | 20911 | 21067 | 21219 | 21365 | 21509 | 21648 | 21783 | 21916 |
| 101Y-105Y | 8,00,000 | 14329 | 14447 | 14560 | 14671 | 14778 | 14883 | 14984 | 15083 | 15180 | 15273 |
| 101Y-105Y | 9,00,000 | 9960 | 10044 | 10124 | 10202 | 10278 | 10352 | 10424 | 10494 | 10561 | 10628 |
| 101Y-105Y | 10,00,000 | 6915 | 6974 | 7030 | 7085 | 7138 | 7190 | 7240 | 7290 | 7337 | 7384 |
| Age | Deductible/Sum Insured (₹) | 31,00,000 | 32,00,000 | 33,00,000 | 34,00,000 | 35,00,000 | 36,00,000 | 37,00,000 | 38,00,000 | 39,00,000 | 40,00,000 |
| 106Y-110Y | 1,00,000 | 198397 | 199637 | 200840 | 202005 | 203138 | 204238 | 205308 | 206350 | 207365 | 208354 |
| 106Y-110Y | 2,00,000 | 123347 | 124191 | 125010 | 125805 | 126575 | 127324 | 128054 | 128763 | 129453 | 130127 |
| 106Y-110Y | 3,00,000 | 85044 | 85657 | 86251 | 86828 | 87387 | 87932 | 88461 | 88976 | 89477 | 89967 |
| 106Y-110Y | 4,00,000 | 62278 | 62743 | 63193 | 63628 | 64052 | 64463 | 64863 | 65254 | 65633 | 66003 |
| 106Y-110Y | 5,00,000 | 57051 | 57483 | 57901 | 58307 | 58701 | 59085 | 59458 | 59820 | 60173 | 60517 |
| 106Y-110Y | 6,00,000 | 37677 | 37974 | 38262 | 38541 | 38811 | 39075 | 39331 | 39580 | 39823 | 40060 |
| 106Y-110Y | 7,00,000 | 26272 | 26484 | 26688 | 26887 | 27081 | 27269 | 27452 | 27629 | 27802 | 27971 |
| 106Y-110Y | 8,00,000 | 18288 | 18438 | 18584 | 18724 | 18861 | 18994 | 19124 | 19251 | 19373 | 19492 |
| 106Y-110Y | 9,00,000 | 12713 | 12818 | 12922 | 13021 | 13118 | 13212 | 13303 | 13393 | 13479 | 13564 |
| 106Y-110Y | 10,00,000 | 8825 | 8900 | 8973 | 9042 | 9111 | 9177 | 9241 | 9304 | 9364 | 9425 |
| Age | Deductible/Sum Insured (₹) | 31,00,000 | 32,00,000 | 33,00,000 | 34,00,000 | 35,00,000 | 36,00,000 | 37,00,000 | 38,00,000 | 39,00,000 | 40,00,000 |
| 111Y-115Y | 1,00,000 | 253210 | 254794 | 256328 | 257816 | 259261 | 260666 | 262032 | 263361 | 264656 | 265919 |
| 111Y-115Y | 2,00,000 | 157425 | 158504 | 159548 | 160561 | 161546 | 162501 | 163432 | 164337 | 165219 | 166079 |
| 111Y-115Y | 3,00,000 | 108540 | 109322 | 110081 | 110817 | 111531 | 112226 | 112901 | 113558 | 114198 | 114822 |
| 111Y-115Y | 4,00,000 | 79485 | 80077 | 80651 | 81208 | 81748 | 82274 | 82785 | 83282 | 83767 | 84239 |
| 111Y-115Y | 5,00,000 | 72813 | 73364 | 73898 | 74417 | 74919 | 75409 | 75885 | 76347 | 76798 | 77238 |
| 111Y-115Y | 6,00,000 | 48087 | 48466 | 48833 | 49188 | 49534 | 49870 | 50197 | 50515 | 50825 | 51127 |
| 111Y-115Y | 7,00,000 | 33531 | 33800 | 34062 | 34316 | 34562 | 34802 | 35035 | 35262 | 35483 | 35699 |
| 111Y-115Y | 8,00,000 | 23340 | 23532 | 23718 | 23897 | 24072 | 24242 | 24408 | 24569 | 24726 | 24878 |
| 111Y-115Y | 9,00,000 | 16225 | 16361 | 16492 | 16619 | 16742 | 16862 | 16979 | 17092 | 17203 | 17312 |
| 111Y-115Y | 10,00,000 | 11264 | 11359 | 11451 | 11540 | 11628 | 11713 | 11794 | 11874 | 11952 | 12028 |

| Age | Deductible/Sum Insured (₹) | 41,00,000 | 42,00,000 | 43,00,000 | 44,00,000 | 45,00,000 | 46,00,000 | 47,00,000 | 48,00,000 | 49,00,000 | 50,00,000 |
|---------|----------------------------|-----------|-----------|-----------|-----------|-----------|-----------|-----------|-----------|-----------|-----------|
| 3M-18Y | 1,00,000 | 3839 | 3855 | 3873 | 3889 | 3905 | 3920 | 3936 | 3951 | 3966 | 3980 |
| 3M-18Y | 2,00,000 | 2398 | 2410 | 2421 | 2432 | 2444 | 2454 | 2465 | 2474 | 2485 | 2495 |
| 3M-18Y | 3,00,000 | 1658 | 1667 | 1676 | 1684 | 1691 | 1699 | 1706 | 1715 | 1722 | 1729 |
| 3M-18Y | 4,00,000 | 1217 | 1224 | 1230 | 1235 | 1241 | 1247 | 1253 | 1259 | 1265 | 1270 |
| 3M-18Y | 5,00,000 | 930 | 935 | 939 | 944 | 949 | 953 | 958 | 963 | 966 | 971 |
| 3M-18Y | 6,00,000 | 616 | 620 | 622 | 625 | 629 | 632 | 635 | 638 | 641 | 644 |
| 3M-18Y | 7,00,000 | 430 | 432 | 434 | 437 | 439 | 441 | 444 | 446 | 448 | 450 |
| 3M-18Y | 8,00,000 | 300 | 301 | 303 | 304 | 307 | 308 | 309 | 312 | 313 | 314 |
| 3M-18Y | 9,00,000 | 236 | 236 | 236 | 236 | 236 | 236 | 236 | 236 | 236 | 236 |
| 3M-18Y | 10,00,000 | 236 | 236 | 236 | 236 | 236 | 236 | 236 | 236 | 236 | 236 |
| Age | Deductible/Sum Insured (₹) | 41,00,000 | 42,00,000 | 43,00,000 | 44,00,000 | 45,00,000 | 46,00,000 | 47,00,000 | 48,00,000 | 49,00,000 | 50,00,000 |
| 19Y-35Y | 1,00,000 | 4775 | 4797 | 4818 | 4838 | 4858 | 4878 | 4897 | 4916 | 4935 | 4952 |
| 19Y-35Y | 2,00,000 | 2984 | 2998 | 3013 | 3027 | 3041 | 3054 | 3067 | 3080 | 3092 | 3105 |
| 19Y-35Y | 3,00,000 | 2064 | 2074 | 2084 | 2095 | 2104 | 2115 | 2124 | 2133 | 2142 | 2151 |
| 19Y-35Y | 4,00,000 | 1514 | 1522 | 1530 | 1538 | 1545 | 1553 | 1560 | 1567 | 1573 | 1580 |
| 19Y-35Y | 5,00,000 | 1156 | 1163 | 1169 | 1175 | 1181 | 1187 | 1192 | 1198 | 1204 | 1208 |
| 19Y-35Y | 6,00,000 | 766 | 771 | 774 | 779 | 782 | 786 | 791 | 794 | 798 | 801 |
| 19Y-35Y | 7,00,000 | 535 | 538 | 540 | 544 | 546 | 550 | 552 | 555 | 557 | 561 |
| 19Y-35Y | 8,00,000 | 373 | 375 | 378 | 379 | 381 | 384 | 385 | 387 | 389 | 391 |
| 19Y-35Y | 9,00,000 | 260 | 261 | 262 | 264 | 266 | 267 | 268 | 269 | 270 | 273 |
| 19Y-35Y | 10,00,000 | 236 | 236 | 236 | 236 | 236 | 236 | 236 | 236 | 236 | 236 |
| Age | Deductible/Sum Insured (₹) | 41,00,000 | 42,00,000 | 43,00,000 | 44,00,000 | 45,00,000 | 46,00,000 | 47,00,000 | 48,00,000 | 49,00,000 | 50,00,000 |
| 36Y-40Y | 1,00,000 | 5893 | 5920 | 5946 | 5971 | 5996 | 6020 | 6044 | 6066 | 6090 | 6111 |
| 36Y-40Y | 2,00,000 | 3683 | 3700 | 3718 | 3735 | 3752 | 3769 | 3784 | 3801 | 3816 | 3831 |
| 36Y-40Y | 3,00,000 | 2546 | 2559 | 2572 | 2585 | 2597 | 2609 | 2621 | 2633 | 2643 | 2654 |
| 36Y-40Y | 4,00,000 | 1868 | 1879 | 1888 | 1897 | 1907 | 1916 | 1925 | 1933 | 1942 | 1951 |
| 36Y-40Y | 5,00,000 | 1428 | 1436 | 1443 | 1450 | 1457 | 1464 | 1471 | 1479 | 1484 | 1492 |
| 36Y-40Y | 6,00,000 | 945 | 951 | 956 | 961 | 965 | 971 | 975 | 979 | 984 | 989 |
| 36Y-40Y | 7,00,000 | 660 | 664 | 668 | 671 | 675 | 679 | 682 | 684 | 688 | 691 |
| 36Y-40Y | 8,00,000 | 460 | 463 | 465 | 468 | 471 | 473 | 476 | 478 | 480 | 483 |
| 36Y-40Y | 9,00,000 | 320 | 322 | 325 | 326 | 328 | 329 | 330 | 333 | 334 | 336 |
| 36Y-40Y | 10,00,000 | 236 | 236 | 236 | 236 | 236 | 236 | 236 | 236 | 236 | 236 |

| Age | Deductible/Sum Insured (₹) | 41,00,000 | 42,00,000 | 43,00,000 | 44,00,000 | 45,00,000 | 46,00,000 | 47,00,000 | 48,00,000 | 49,00,000 | 50,00,000 |
|---------|----------------------------|-----------|-----------|-----------|-----------|-----------|-----------|-----------|-----------|-----------|-----------|
| 41Y-45Y | 1,00,000 | 6845 | 6877 | 6907 | 6936 | 6964 | 6993 | 7020 | 7047 | 7073 | 7099 |
| 41Y-45Y | 2,00,000 | 4278 | 4299 | 4319 | 4339 | 4358 | 4378 | 4396 | 4414 | 4432 | 4450 |
| 41Y-45Y | 3,00,000 | 2958 | 2974 | 2988 | 3003 | 3017 | 3030 | 3044 | 3057 | 3070 | 3083 |
| 41Y-45Y | 4,00,000 | 2170 | 2182 | 2194 | 2204 | 2215 | 2225 | 2236 | 2246 | 2256 | 2266 |
| 41Y-45Y | 5,00,000 | 1659 | 1667 | 1676 | 1685 | 1693 | 1702 | 1709 | 1717 | 1725 | 1732 |
| 41Y-45Y | 6,00,000 | 1099 | 1104 | 1110 | 1116 | 1122 | 1127 | 1133 | 1139 | 1143 | 1148 |
| 41Y-45Y | 7,00,000 | 767 | 772 | 775 | 780 | 784 | 788 | 792 | 795 | 799 | 802 |
| 41Y-45Y | 8,00,000 | 535 | 538 | 540 | 544 | 546 | 549 | 552 | 555 | 557 | 561 |
| 41Y-45Y | 9,00,000 | 372 | 374 | 376 | 379 | 380 | 382 | 385 | 386 | 388 | 389 |
| 41Y-45Y | 10,00,000 | 258 | 260 | 262 | 263 | 264 | 266 | 267 | 269 | 270 | 271 |
| Age | Deductible/Sum Insured (₹) | 41,00,000 | 42,00,000 | 43,00,000 | 44,00,000 | 45,00,000 | 46,00,000 | 47,00,000 | 48,00,000 | 49,00,000 | 50,00,000 |
| 46Y-55Y | 1,00,000 | 9246 | 9288 | 9328 | 9368 | 9407 | 9445 | 9481 | 9518 | 9553 | 9589 |
| 46Y-55Y | 2,00,000 | 5777 | 5806 | 5833 | 5860 | 5887 | 5912 | 5938 | 5963 | 5986 | 6010 |
| 46Y-55Y | 3,00,000 | 3995 | 4016 | 4036 | 4056 | 4075 | 4093 | 4111 | 4130 | 4148 | 4164 |
| 46Y-55Y | 4,00,000 | 2931 | 2946 | 2962 | 2977 | 2991 | 3005 | 3020 | 3034 | 3047 | 3060 |
| 46Y-55Y | 5,00,000 | 2240 | 2253 | 2264 | 2275 | 2287 | 2297 | 2308 | 2319 | 2329 | 2340 |
| 46Y-55Y | 6,00,000 | 1483 | 1492 | 1500 | 1507 | 1515 | 1522 | 1530 | 1538 | 1545 | 1552 |
| 46Y-55Y | 7,00,000 | 1036 | 1042 | 1048 | 1053 | 1058 | 1064 | 1069 | 1074 | 1080 | 1084 |
| 46Y-55Y | 8,00,000 | 722 | 726 | 730 | 734 | 738 | 742 | 746 | 749 | 753 | 756 |
| 46Y-55Y | 9,00,000 | 503 | 505 | 509 | 511 | 513 | 517 | 519 | 522 | 524 | 526 |
| 46Y-55Y | 10,00,000 | 349 | 352 | 353 | 355 | 358 | 359 | 361 | 362 | 365 | 366 |
| Age | Deductible/Sum Insured (₹) | 41,00,000 | 42,00,000 | 43,00,000 | 44,00,000 | 45,00,000 | 46,00,000 | 47,00,000 | 48,00,000 | 49,00,000 | 50,00,000 |
| 56Y-60Y | 1,00,000 | 15030 | 15097 | 15163 | 15227 | 15290 | 15352 | 15412 | 15471 | 15529 | 15585 |
| 56Y-60Y | 2,00,000 | 9390 | 9436 | 9481 | 9525 | 9569 | 9610 | 9651 | 9691 | 9730 | 9769 |
| 56Y-60Y | 3,00,000 | 6494 | 6528 | 6560 | 6591 | 6623 | 6653 | 6684 | 6713 | 6741 | 6768 |
| 56Y-60Y | 4,00,000 | 4765 | 4791 | 4814 | 4839 | 4863 | 4885 | 4909 | 4930 | 4952 | 4974 |
| 56Y-60Y | 5,00,000 | 3641 | 3660 | 3680 | 3698 | 3717 | 3735 | 3752 | 3769 | 3787 | 3803 |
| 56Y-60Y | 6,00,000 | 2411 | 2424 | 2438 | 2450 | 2463 | 2474 | 2487 | 2499 | 2510 | 2522 |
| 56Y-60Y | 7,00,000 | 1684 | 1693 | 1703 | 1711 | 1720 | 1730 | 1738 | 1746 | 1755 | 1763 |
| 56Y-60Y | 8,00,000 | 1173 | 1180 | 1187 | 1193 | 1200 | 1206 | 1212 | 1218 | 1224 | 1230 |
| 56Y-60Y | 9,00,000 | 817 | 821 | 826 | 831 | 835 | 839 | 844 | 848 | 852 | 857 |
| 56Y-60Y | 10,00,000 | 568 | 571 | 573 | 577 | 581 | 584 | 586 | 590 | 592 | 595 |

| Age | Deductible/Sum Insured (₹) | 41,00,000 | 42,00,000 | 43,00,000 | 44,00,000 | 45,00,000 | 46,00,000 | 47,00,000 | 48,00,000 | 49,00,000 | 50,00,000 |
|---------|----------------------------|-----------|-----------|-----------|-----------|-----------|-----------|-----------|-----------|-----------|-----------|
| 61Y-65Y | 1,00,000 | 19169 | 19255 | 19339 | 19422 | 19502 | 19581 | 19658 | 19733 | 19806 | 19878 |
| 61Y-65Y | 2,00,000 | 11977 | 12036 | 12093 | 12149 | 12204 | 12257 | 12310 | 12361 | 12411 | 12461 |
| 61Y-65Y | 3,00,000 | 8282 | 8325 | 8367 | 8408 | 8448 | 8487 | 8524 | 8561 | 8597 | 8634 |
| 61Y-65Y | 4,00,000 | 6077 | 6110 | 6141 | 6171 | 6202 | 6232 | 6260 | 6288 | 6317 | 6343 |
| 61Y-65Y | 5,00,000 | 4644 | 4669 | 4694 | 4718 | 4740 | 4764 | 4786 | 4807 | 4829 | 4850 |
| 61Y-65Y | 6,00,000 | 3075 | 3092 | 3108 | 3125 | 3141 | 3157 | 3172 | 3187 | 3201 | 3217 |
| 61Y-65Y | 7,00,000 | 2148 | 2159 | 2171 | 2183 | 2195 | 2205 | 2216 | 2228 | 2237 | 2248 |
| 61Y-65Y | 8,00,000 | 1496 | 1506 | 1514 | 1522 | 1530 | 1538 | 1546 | 1553 | 1561 | 1568 |
| 61Y-65Y | 9,00,000 | 1042 | 1048 | 1054 | 1060 | 1066 | 1070 | 1076 | 1082 | 1087 | 1092 |
| 61Y-65Y | 10,00,000 | 723 | 728 | 732 | 736 | 740 | 745 | 748 | 752 | 755 | 759 |
| Age | Deductible/Sum Insured (₹) | 41,00,000 | 42,00,000 | 43,00,000 | 44,00,000 | 45,00,000 | 46,00,000 | 47,00,000 | 48,00,000 | 49,00,000 | 50,00,000 |
| 66Y-70Y | 1,00,000 | 28779 | 28908 | 29034 | 29158 | 29278 | 29396 | 29512 | 29625 | 29736 | 29845 |
| 66Y-70Y | 2,00,000 | 17981 | 18069 | 18155 | 18239 | 18322 | 18402 | 18481 | 18558 | 18633 | 18707 |
| 66Y-70Y | 3,00,000 | 12435 | 12499 | 12561 | 12622 | 12681 | 12740 | 12797 | 12854 | 12908 | 12962 |
| 66Y-70Y | 4,00,000 | 9124 | 9172 | 9219 | 9267 | 9311 | 9355 | 9399 | 9441 | 9482 | 9523 |
| 66Y-70Y | 5,00,000 | 8366 | 8412 | 8456 | 8498 | 8541 | 8582 | 8622 | 8661 | 8700 | 8738 |
| 66Y-70Y | 6,00,000 | 5539 | 5571 | 5600 | 5630 | 5659 | 5688 | 5715 | 5742 | 5768 | 5794 |
| 66Y-70Y | 7,00,000 | 3868 | 3890 | 3912 | 3933 | 3953 | 3973 | 3993 | 4013 | 4032 | 4050 |
| 66Y-70Y | 8,00,000 | 2696 | 2712 | 2727 | 2742 | 2756 | 2771 | 2785 | 2799 | 2812 | 2825 |
| 66Y-70Y | 9,00,000 | 1876 | 1887 | 1899 | 1908 | 1919 | 1929 | 1939 | 1948 | 1958 | 1967 |
| 66Y-70Y | 10,00,000 | 1304 | 1311 | 1319 | 1326 | 1333 | 1340 | 1348 | 1355 | 1362 | 1368 |
| Age | Deductible/Sum Insured (₹) | 41,00,000 | 42,00,000 | 43,00,000 | 44,00,000 | 45,00,000 | 46,00,000 | 47,00,000 | 48,00,000 | 49,00,000 | 50,00,000 |
| 71Y-75Y | 1,00,000 | 37948 | 38118 | 38285 | 38448 | 38607 | 38762 | 38914 | 39064 | 39210 | 39353 |
| 71Y-75Y | 2,00,000 | 23710 | 23827 | 23940 | 24051 | 24159 | 24264 | 24368 | 24470 | 24570 | 24667 |
| 71Y-75Y | 3,00,000 | 16396 | 16481 | 16564 | 16644 | 16723 | 16800 | 16875 | 16948 | 17020 | 17091 |
| 71Y-75Y | 4,00,000 | 12031 | 12095 | 12158 | 12218 | 12278 | 12336 | 12394 | 12449 | 12503 | 12556 |
| 71Y-75Y | 5,00,000 | 11032 | 11092 | 11150 | 11206 | 11262 | 11316 | 11369 | 11421 | 11472 | 11522 |
| 71Y-75Y | 6,00,000 | 7304 | 7346 | 7384 | 7423 | 7462 | 7499 | 7535 | 7571 | 7606 | 7641 |
| 71Y-75Y | 7,00,000 | 5101 | 5129 | 5158 | 5186 | 5213 | 5239 | 5265 | 5291 | 5316 | 5341 |
| 71Y-75Y | 8,00,000 | 3555 | 3575 | 3595 | 3616 | 3634 | 3653 | 3672 | 3690 | 3708 | 3725 |
| 71Y-75Y | 9,00,000 | 2474 | 2489 | 2503 | 2517 | 2530 | 2544 | 2557 | 2569 | 2582 | 2594 |
| 71Y-75Y | 10,00,000 | 1719 | 1730 | 1739 | 1749 | 1758 | 1768 | 1777 | 1787 | 1795 | 1803 |

| Age | Deductible/Sum Insured (₹) | 41,00,000 | 42,00,000 | 43,00,000 | 44,00,000 | 45,00,000 | 46,00,000 | 47,00,000 | 48,00,000 | 49,00,000 | 50,00,000 |
|---------|----------------------------|-----------|-----------|-----------|-----------|-----------|-----------|-----------|-----------|-----------|-----------|
| 76Y-80Y | 1,00,000 | 48432 | 48649 | 48863 | 49070 | 49273 | 49472 | 49666 | 49856 | 50043 | 50226 |
| 76Y-80Y | 2,00,000 | 30260 | 30409 | 30554 | 30695 | 30833 | 30969 | 31101 | 31231 | 31357 | 31482 |
| 76Y-80Y | 3,00,000 | 20926 | 21035 | 21140 | 21242 | 21343 | 21441 | 21537 | 21631 | 21723 | 21813 |
| 76Y-80Y | 4,00,000 | 15355 | 15437 | 15516 | 15594 | 15670 | 15745 | 15817 | 15888 | 15958 | 16026 |
| 76Y-80Y | 5,00,000 | 14080 | 14156 | 14230 | 14303 | 14374 | 14442 | 14510 | 14577 | 14641 | 14705 |
| 76Y-80Y | 6,00,000 | 9322 | 9374 | 9425 | 9475 | 9524 | 9571 | 9617 | 9663 | 9708 | 9752 |
| 76Y-80Y | 7,00,000 | 6510 | 6547 | 6583 | 6619 | 6653 | 6687 | 6720 | 6753 | 6785 | 6816 |
| 76Y-80Y | 8,00,000 | 4537 | 4563 | 4589 | 4614 | 4639 | 4663 | 4687 | 4709 | 4732 | 4754 |
| 76Y-80Y | 9,00,000 | 3158 | 3177 | 3194 | 3212 | 3230 | 3246 | 3263 | 3279 | 3296 | 3311 |
| 76Y-80Y | 10,00,000 | 2194 | 2207 | 2220 | 2233 | 2244 | 2256 | 2268 | 2280 | 2290 | 2302 |
| Age | Deductible/Sum Insured (₹) | 41,00,000 | 42,00,000 | 43,00,000 | 44,00,000 | 45,00,000 | 46,00,000 | 47,00,000 | 48,00,000 | 49,00,000 | 50,00,000 |
| 81Y-85Y | 1,00,000 | 61812 | 62090 | 62362 | 62627 | 62886 | 63139 | 63387 | 63630 | 63869 | 64101 |
| 81Y-85Y | 2,00,000 | 38621 | 38810 | 38995 | 39176 | 39352 | 39525 | 39694 | 39859 | 40021 | 40180 |
| 81Y-85Y | 3,00,000 | 26708 | 26846 | 26980 | 27111 | 27239 | 27364 | 27487 | 27607 | 27725 | 27840 |
| 81Y-85Y | 4,00,000 | 19597 | 19701 | 19803 | 19902 | 19999 | 20094 | 20186 | 20277 | 20367 | 20454 |
| 81Y-85Y | 5,00,000 | 17970 | 18067 | 18161 | 18253 | 18344 | 18433 | 18519 | 18604 | 18686 | 18768 |
| 81Y-85Y | 6,00,000 | 11898 | 11964 | 12029 | 12093 | 12155 | 12215 | 12274 | 12332 | 12390 | 12445 |
| 81Y-85Y | 7,00,000 | 8308 | 8356 | 8402 | 8448 | 8491 | 8535 | 8577 | 8619 | 8659 | 8699 |
| 81Y-85Y | 8,00,000 | 5790 | 5824 | 5858 | 5889 | 5920 | 5951 | 5981 | 6011 | 6039 | 6068 |
| 81Y-85Y | 9,00,000 | 4030 | 4053 | 4077 | 4099 | 4122 | 4143 | 4164 | 4185 | 4206 | 4226 |
| 81Y-85Y | 10,00,000 | 2800 | 2817 | 2833 | 2850 | 2865 | 2880 | 2895 | 2910 | 2924 | 2938 |
| Age | Deductible/Sum Insured (₹) | 41,00,000 | 42,00,000 | 43,00,000 | 44,00,000 | 45,00,000 | 46,00,000 | 47,00,000 | 48,00,000 | 49,00,000 | 50,00,000 |
| 86Y-90Y | 1,00,000 | 78890 | 79245 | 79591 | 79930 | 80260 | 80585 | 80901 | 81211 | 81514 | 81812 |
| 86Y-90Y | 2,00,000 | 49291 | 49533 | 49769 | 49999 | 50224 | 50445 | 50660 | 50871 | 51079 | 51280 |
| 86Y-90Y | 3,00,000 | 34087 | 34262 | 34434 | 34601 | 34765 | 34924 | 35081 | 35235 | 35385 | 35531 |
| 86Y-90Y | 4,00,000 | 25012 | 25145 | 25274 | 25401 | 25525 | 25646 | 25764 | 25880 | 25993 | 26105 |
| 86Y-90Y | 5,00,000 | 22936 | 23058 | 23179 | 23297 | 23412 | 23524 | 23635 | 23743 | 23849 | 23953 |
| 86Y-90Y | 6,00,000 | 15185 | 15269 | 15353 | 15433 | 15512 | 15590 | 15666 | 15740 | 15813 | 15884 |
| 86Y-90Y | 7,00,000 | 10603 | 10665 | 10724 | 10782 | 10837 | 10893 | 10947 | 11000 | 11052 | 11103 |
| 86Y-90Y | 8,00,000 | 7390 | 7434 | 7475 | 7517 | 7557 | 7596 | 7633 | 7671 | 7708 | 7744 |
| 86Y-90Y | 9,00,000 | 5144 | 5173 | 5203 | 5232 | 5260 | 5288 | 5315 | 5342 | 5368 | 5393 |
| 86Y-90Y | 10,00,000 | 3574 | 3595 | 3616 | 3637 | 3657 | 3676 | 3695 | 3713 | 3731 | 3750 |

| Age | Deductible/Sum Insured (₹) | 41,00,000 | 42,00,000 | 43,00,000 | 44,00,000 | 45,00,000 | 46,00,000 | 47,00,000 | 48,00,000 | 49,00,000 | 50,00,000 |
|-----------|----------------------------|-----------|-----------|-----------|-----------|-----------|-----------|-----------|-----------|-----------|-----------|
| 91Y-95Y | 1,00,000 | 100686 | 101139 | 101580 | 102012 | 102435 | 102848 | 103252 | 103648 | 104035 | 104415 |
| 91Y-95Y | 2,00,000 | 62909 | 63217 | 63518 | 63813 | 64100 | 64382 | 64657 | 64926 | 65190 | 65449 |
| 91Y-95Y | 3,00,000 | 43504 | 43728 | 43947 | 44160 | 44369 | 44573 | 44774 | 44969 | 45161 | 45349 |
| 91Y-95Y | 4,00,000 | 31923 | 32091 | 32256 | 32418 | 32576 | 32731 | 32882 | 33031 | 33176 | 33317 |
| 91Y-95Y | 5,00,000 | 29271 | 29429 | 29584 | 29734 | 29881 | 30024 | 30166 | 30302 | 30438 | 30570 |
| 91Y-95Y | 6,00,000 | 19380 | 19489 | 19594 | 19698 | 19798 | 19897 | 19994 | 20088 | 20182 | 20272 |
| 91Y-95Y | 7,00,000 | 13533 | 13610 | 13686 | 13760 | 13832 | 13903 | 13971 | 14038 | 14105 | 14169 |
| 91Y-95Y | 8,00,000 | 9433 | 9487 | 9540 | 9593 | 9644 | 9694 | 9743 | 9790 | 9838 | 9884 |
| 91Y-95Y | 9,00,000 | 6564 | 6603 | 6641 | 6678 | 6714 | 6748 | 6784 | 6817 | 6850 | 6883 |
| 91Y-95Y | 10,00,000 | 4561 | 4588 | 4615 | 4641 | 4667 | 4692 | 4715 | 4739 | 4762 | 4785 |
| Age | Deductible/Sum Insured (₹) | 41,00,000 | 42,00,000 | 43,00,000 | 44,00,000 | 45,00,000 | 46,00,000 | 47,00,000 | 48,00,000 | 49,00,000 | 50,00,000 |
| 96Y-100Y | 1,00,000 | 128503 | 129081 | 129645 | 130196 | 130736 | 131263 | 131779 | 132284 | 132778 | 133262 |
| 96Y-100Y | 2,00,000 | 80290 | 80684 | 81068 | 81444 | 81811 | 82169 | 82520 | 82864 | 83201 | 83531 |
| 96Y-100Y | 3,00,000 | 55525 | 55810 | 56089 | 56362 | 56628 | 56889 | 57144 | 57393 | 57637 | 57877 |
| 96Y-100Y | 4,00,000 | 40742 | 40958 | 41169 | 41376 | 41577 | 41774 | 41967 | 42156 | 42341 | 42522 |
| 96Y-100Y | 5,00,000 | 37359 | 37561 | 37756 | 37949 | 38136 | 38319 | 38500 | 38676 | 38847 | 39016 |
| 96Y-100Y | 6,00,000 | 24734 | 24873 | 25008 | 25140 | 25269 | 25395 | 25518 | 25639 | 25757 | 25873 |
| 96Y-100Y | 7,00,000 | 17273 | 17371 | 17468 | 17561 | 17653 | 17744 | 17831 | 17917 | 18002 | 18085 |
| 96Y-100Y | 8,00,000 | 12038 | 12108 | 12176 | 12244 | 12309 | 12372 | 12435 | 12496 | 12555 | 12614 |
| 96Y-100Y | 9,00,000 | 8378 | 8428 | 8475 | 8522 | 8568 | 8614 | 8658 | 8701 | 8743 | 8784 |
| 96Y-100Y | 10,00,000 | 5821 | 5856 | 5891 | 5924 | 5955 | 5987 | 6018 | 6049 | 6078 | 6108 |
| Age | Deductible/Sum Insured (₹) | 41,00,000 | 42,00,000 | 43,00,000 | 44,00,000 | 45,00,000 | 46,00,000 | 47,00,000 | 48,00,000 | 49,00,000 | 50,00,000 |
| 101Y-105Y | 1,00,000 | 164007 | 164745 | 165464 | 166168 | 166856 | 167528 | 168187 | 168831 | 169462 | 170080 |
| 101Y-105Y | 2,00,000 | 102472 | 102975 | 103465 | 103945 | 104412 | 104871 | 105320 | 105758 | 106188 | 106608 |
| 101Y-105Y | 3,00,000 | 70865 | 71230 | 71586 | 71933 | 72274 | 72605 | 72931 | 73250 | 73562 | 73868 |
| 101Y-105Y | 4,00,000 | 51998 | 52274 | 52543 | 52806 | 53063 | 53316 | 53561 | 53803 | 54039 | 54271 |
| 101Y-105Y | 5,00,000 | 47680 | 47938 | 48188 | 48433 | 48673 | 48906 | 49136 | 49361 | 49580 | 49795 |
| 101Y-105Y | 6,00,000 | 31569 | 31744 | 31917 | 32085 | 32249 | 32411 | 32568 | 32723 | 32874 | 33021 |
| 101Y-105Y | 7,00,000 | 22045 | 22170 | 22294 | 22413 | 22531 | 22645 | 22757 | 22867 | 22975 | 23081 |
| 101Y-105Y | 8,00,000 | 15365 | 15453 | 15541 | 15626 | 15709 | 15791 | 15870 | 15948 | 16024 | 16100 |
| 101Y-105Y | 9,00,000 | 10692 | 10756 | 10817 | 10877 | 10936 | 10993 | 11050 | 11105 | 11158 | 11211 |
| 101Y-105Y | 10,00,000 | 7429 | 7474 | 7518 | 7560 | 7602 | 7642 | 7681 | 7720 | 7757 | 7795 |

| Age | Deductible/Sum Insured (₹) | 41,00,000 | 42,00,000 | 43,00,000 | 44,00,000 | 45,00,000 | 46,00,000 | 47,00,000 | 48,00,000 | 49,00,000 | 50,00,000 |
|-----------|----------------------------|-----------|-----------|-----------|-----------|-----------|-----------|-----------|-----------|-----------|-----------|
| 106Y-110Y | 1,00,000 | 209319 | 210259 | 211179 | 212077 | 212955 | 213814 | 214654 | 215476 | 216281 | 217070 |
| 106Y-110Y | 2,00,000 | 130784 | 131425 | 132051 | 132663 | 133260 | 133845 | 134417 | 134977 | 135525 | 136062 |
| 106Y-110Y | 3,00,000 | 90443 | 90908 | 91363 | 91808 | 92241 | 92665 | 93081 | 93488 | 93886 | 94276 |
| 106Y-110Y | 4,00,000 | 66364 | 66716 | 67061 | 67396 | 67725 | 68046 | 68360 | 68668 | 68969 | 69264 |
| 106Y-110Y | 5,00,000 | 60854 | 61182 | 61502 | 61814 | 62120 | 62418 | 62711 | 62998 | 63279 | 63552 |
| 106Y-110Y | 6,00,000 | 40290 | 40515 | 40735 | 40950 | 41160 | 41365 | 41567 | 41763 | 41956 | 42145 |
| 106Y-110Y | 7,00,000 | 28135 | 28295 | 28452 | 28606 | 28755 | 28902 | 29045 | 29185 | 29323 | 29458 |
| 106Y-110Y | 8,00,000 | 19609 | 19724 | 19835 | 19943 | 20049 | 20153 | 20255 | 20354 | 20452 | 20547 |
| 106Y-110Y | 9,00,000 | 13647 | 13727 | 13806 | 13883 | 13957 | 14030 | 14102 | 14173 | 14241 | 14309 |
| 106Y-110Y | 10,00,000 | 9482 | 9539 | 9595 | 9649 | 9701 | 9753 | 9803 | 9853 | 9901 | 9949 |
| Age | Deductible/Sum Insured (₹) | 41,00,000 | 42,00,000 | 43,00,000 | 44,00,000 | 45,00,000 | 46,00,000 | 47,00,000 | 48,00,000 | 49,00,000 | 50,00,000 |
| 111Y-115Y | 1,00,000 | 267150 | 268351 | 269524 | 270670 | 271791 | 272886 | 273958 | 275008 | 276036 | 277043 |
| 111Y-115Y | 2,00,000 | 166917 | 167736 | 168535 | 169315 | 170078 | 170824 | 171554 | 172268 | 172969 | 173655 |
| 111Y-115Y | 3,00,000 | 115431 | 116025 | 116605 | 117172 | 117725 | 118268 | 118798 | 119317 | 119824 | 120322 |
| 111Y-115Y | 4,00,000 | 84699 | 85149 | 85588 | 86016 | 86435 | 86846 | 87247 | 87639 | 88023 | 88401 |
| 111Y-115Y | 5,00,000 | 77666 | 78084 | 78494 | 78892 | 79282 | 79664 | 80037 | 80403 | 80760 | 81112 |
| 111Y-115Y | 6,00,000 | 51421 | 51709 | 51990 | 52263 | 52531 | 52793 | 53050 | 53302 | 53547 | 53788 |
| 111Y-115Y | 7,00,000 | 35909 | 36113 | 36313 | 36509 | 36700 | 36887 | 37070 | 37249 | 37424 | 37596 |
| 111Y-115Y | 8,00,000 | 25027 | 25173 | 25315 | 25453 | 25588 | 25722 | 25851 | 25978 | 26103 | 26224 |
| 111Y-115Y | 9,00,000 | 17417 | 17519 | 17620 | 17718 | 17813 | 17907 | 17999 | 18088 | 18177 | 18263 |
| 111Y-115Y | 10,00,000 | 12102 | 12174 | 12245 | 12314 | 12382 | 12448 | 12512 | 12575 | 12637 | 12697 |

Prohibition of Rebates

Section 41 in The Insurance Act, 1938 as amended by Insurance Law (Amendment) Act, 2015:

1. No person shall allow or offer to allow, either directly or indirectly, as an inducement to any person to take out or renew or continue an insurance in respect of any kind of risk relating to lives or property in India, any rebate of the whole or part of the commission payable or any rebate of the premium shown on the policy, nor shall any person taking out or renewing or continuing a policy accept any rebate, except such rebate as may be allowed in accordance with the published prospectuses or tables of the insurer.
2. Any person making default in complying with the provisions of this section shall be punishable with fine which may extend to ₹10lakhs.



SURAKSHA AUR BHAROSA DONO

SBI General Insurance Company Limited

Corporate & Registered Office:

'Natraj', 301, Junction of Western Express Highway &
Andheri - Kurla Road, Andheri (East), Mumbai - 400 069.

Disclaimer : SBI General Insurance Company Limited | Corporate & Registered Office: 'Natraj', 301, Junction of Western Express Highway & Andheri - Kurla Road, Andheri (East), Mumbai - 400 069. | The information in the advertisement is indicative in nature. For more details on the risk factor, terms and conditions, please refer to the Sales Brochure and Policy Wordings carefully before concluding a sale. | Tax benefits are subject to changes in tax laws | For SBI General Insurance Company Limited, IRDAI Reg. No. 144 dated 15/12/2009 | CIN: U66000MH2009PLC190546 | SBI Logo displayed belongs to State Bank of India and used by SBI General Insurance Company Limited under license. | Website : www.sbigeneral.in, Tollfree 18001021111 | SBI General's Arogya Top-up Policy | UIN Number : SBIHLIP21333V022021 | Advertisement Number : ADBRO/20-21/Sep/1082

Contact Us

 **1800 22 1111 | 1800 102 1111**  **www.sbigeneral.in**